



**American Cleft Palate–  
Craniofacial Association**

# ACPA'S 76<sup>TH</sup> ANNUAL MEETING

**April 9–13, 2019**

**The Westin La Paloma • Tucson, AZ**

# PROGRAM



American Society  
of  
Craniofacial Surgeons

**26<sup>TH</sup> ANNUAL MEETING**

## CONTINUING EDUCATION

**DEADLINE TO COMPLETE EVALUATION TO RECEIVE CREDIT: MAY 15, 2019**

**EDUCATIONAL OBJECTIVES:** Objectives for specific components are presented throughout the agenda. Each learner will be able to discuss new topics and advancements in research, clinical and team-driven care of patients with cleft and craniofacial anomalies. Each learner will be able to identify and consider various clinical techniques, research findings and improvements in team care for affected individuals. Each learner will be able to explain the challenges of outcomes reporting, team coordination, managing patient treatment and considering possible solutions. Each learner will be able to incorporate ideas learned from colleagues across multiple disciplines, teams and locations to better serve their patients through team care.

### TO RECEIVE CREDIT:

- Attendees must check-in when they arrive.
- Attendees must check out and return their completed ASHA continuing education forms to the ACPA Registration Desk when they leave the meeting.
- Attendees must register, pay, attend and evaluate each meeting session for which they are requesting credit. Visit [www.acpa-cpf.org/evaluations.html](http://www.acpa-cpf.org/evaluations.html) for evaluation instructions.
- Attendees requesting ASHA CEUs must complete the ASHA continuing education form and evaluation.
- **All attendees must submit an evaluation by May 15, 2019. Credit will not be awarded after that date.**

### CONTINUING EDUCATION CREDITS

	ACCME	ASHA CEUs	Nursing CEUs*	Instructional Level
Convention	17 hours	1.7 ASHA CEUs	17 hours	Various
Eye Openers (Wed, Th)	1 hour each	0.10 ASHA CEUs each	1 hour each	Various
Eye Openers (Fri)	0.75 hours each	0.05 ASHA CEUs each	0.75 hours each	Various
Study Sessions	1.5 hours each	0.15 ASHA CEUs each	1.5 hours each	Various
Advanced/Foundational Courses	2 hours each	0.2 ASHA CEUs each	2 hours each	Advanced/Introductory
Pre-Conference Symposium	6.5 hours each	0.65 ASHA CEUs each	6.5 hours each	Intermediate
<b>Maximum Available Credits</b>	<b>31.25 hours</b>	<b>3.10 ASHA CEUs</b>	<b>31.25 hours</b>	



American Cleft Palate-Craniofacial Association is approved by the Continuing Education Board of the American Speech-Language-Hearing Association (ASHA) to provide continuing education activities in speech-language pathology and audiology. See course information for number of ASHA CEUs, instructional level and content area. ASHA CE Provider approval does not imply endorsement of course content, specific products or clinical procedures.

### AMERICAN SPEECH-LANGUAGE-HEARING ASSOCIATION

This program is offered for up to 3.10 ASHA CEUs (Various Levels, Professional Area).



### CONTINUING MEDICAL EDUCATION

**Accreditation Statement:** The American Cleft Palate-Craniofacial Association (ACPA) is accredited by the Accreditation Council for Continuing Medical Education (ACCME) to provide continuing medical education for physicians.

**Designation Statement:** ACPA designates this educational activity for a maximum of **31.25 AMA PRA Category 1 Credits™**. Physicians should only claim credits commensurate with the extent of their participation in the activity.

\*ANCC: This activity has been submitted to the North Carolina Nurses Association for approval to award contact hours. North Carolina Nurses Association is accredited as an approver of continuing nursing education by the American Nurses Credentialing Center's Commission on Accreditation.

All disclosures for sessions with continuing education have been reviewed. Any relevant conflict of interests have been resolved. Individual disclosures may be found in the abstract book.



**American Cleft Palate–  
Craniofacial Association**

# **ACPA'S 76<sup>TH</sup> ANNUAL MEETING**

---

## **PROGRAM GUIDE**

### **TABLE OF CONTENTS**

---

Continuing Education .....	2
Summary of Events .....	4
Welcome.....	6
General Information and Policies.....	7
ACPA's Annual Meeting Program.....	9
ACPA Leadership.....	28
2018 Donors.....	32
Exhibitors and Sponsors .....	35
Hotel Map.....	39
CE Checklist .....	Back Cover

## SUMMARY OF EVENTS

Room assignments are subject to change. All announcements will be made in daily emails and on the ACPA Meeting App.

### Tuesday, April 9

7:30 am – 7:30 pm	<b>Registration</b>	Arizona Foyer
8:00 am – 4:30 pm	<b>Pre-Conference Symposium*</b> <i>Breaks sponsored by KLS Martin</i>	Canyon II & IV
8:00 am – 5:00 pm	<b>ACPA Board Meeting^</b>	Sonoran I
12:00 pm – 1:30 pm	<b>Membership Committee Meeting^</b>	Sonoran II
5:00 pm – 6:00 pm	<b>New Member and First Time Attendee Reception</b>	Murphey
5:30 pm – 6:30 pm	<b>Special Interest Group (SIG) Meetings</b>	See page 9
6:30 pm – 8:30 pm	<b>Welcome Reception</b> <i>Sponsored by KLS Martin and Texas Children's Hospital</i>	Pool Deck

### Wednesday, April 10

6:30 am – 6:00 pm	<b>Registration</b>	Arizona Foyer
7:00 am – 8:00 am	<b>Past Presidents' Breakfast^</b>	Palo Verde
7:00 am – 8:00 am	<b>Eye Openers: 1–10</b>	See page 9
7:30 am – 4:30 pm	<b>Exhibits Open</b>	Grand Ballroom
8:00 am – 6:30 pm	<b>Poster Session A</b>	Grand Ballroom
8:30 am – 9:45 am	<b>Opening Ceremony and Keynote Address</b>	Canyon Ballroom
9:45 am – 10:00 am	<b>Morning Break</b> <i>Sponsored by Banner Health–Banner Children's Specialists</i>	Grand Ballroom
10:00 am – 11:30 pm	<b>General Session 1</b>	Canyon Ballroom
11:30 pm – 1:00 pm	<b>Committee Meetings^</b>	See page 11
1:00 pm – 2:30 pm	<b>Study Sessions A–H</b>	See pages 11–12
2:45 pm – 3:45 pm	<b>General Session 2: Defining Best Practices</b>	Canyon Ballroom
3:45 pm – 4:00 pm	<b>Afternoon Break</b> <i>Sponsored by Smile Train</i>	Grand Ballroom
4:00 pm – 5:30 pm	<b>Ideas and Innovations</b>	Canyon Ballroom
5:30 pm – 6:30 pm	<b>Reception with Posters and Exhibits</b>	Grand Ballroom
6:30 pm – 8:00 pm	<b>President's Circle Donor Reception^</b>	

### Thursday, April 11

6:30 am – 6:00 pm	<b>Registration</b>	Arizona Foyer
7:00 am – 8:00 am	<b>Eye Openers: 11–19</b>	See pages 13–14
7:30 am – 4:30 pm	<b>Exhibits Open</b>	Grand Ballroom
8:00 am – 6:30 pm	<b>Poster Session B</b>	Grand Ballroom
8:15 am – 9:45 am	<b>General Session 3: Panel Discussions</b>	Canyon Ballroom
9:45 am – 10:00 am	<b>Morning Break</b>	Grand Ballroom

\*Separate Registration required. ^Invitation Only.



## SUMMARY OF EVENTS —

10:00 am – 11:30 pm	<b>Junior Investigator Session</b>	Canyon Ballroom
11:30 pm – 1:00 pm	<b>Committee Meetings<sup>^</sup></b>	See page 15
12:00 pm – 1:00 pm	<b>Diversity and Inclusion Roundtable</b> <i>Session does not include lunch. Attendees are encouraged to bring their own lunch.</i>	Palo Verde
1:00 pm – 2:30 pm	<b>Study Sessions I–N</b>	See pages 15–16
2:30 pm – 2:45 pm	<b>Afternoon Break</b> <i>Sponsored by by Nationwide Children's Hospital</i>	Grand Ballroom
2:45 pm – 4:45 pm	<b>Advanced* and Foundational Courses</b>	See pages 16–17
5:00 pm – 6:00 pm	<b>Discipline Forums</b>	See page 17
5:30 pm – 6:30 pm	<b>Q&amp;A with Poster Presenters</b>	Grand Ballroom

### Friday, April 12

6:30 am – 6:30 pm	<b>Registration</b>	Arizona Foyer
7:00 am – 8:00 am	<b>Eye Openers: 20–28</b>	See pages 17–18
7:00 am – 8:00 am	<b>ASCFS Breakfast</b>	Sonoran II
7:30 am – 3:30 pm	<b>Exhibits Open</b>	Grand Ballroom
8:00 am – 6:30 pm	<b>Poster Session C</b>	Grand Ballroom
8:00 am – 9:00 am	<b>Concurrent Sessions 1–3</b>	See pages 18–19
9:15 am – 10:15 am	<b>ACPA Annual Business Meeting</b> <i>Open to all ACPA Members. ACPA Active, International and Life Members are eligible to vote.</i>	Canyon I and III
10:15 am – 10:30 am	<b>Morning Break</b>	Grand Ballroom
10:30 am – 12:00 pm	<b>Concurrent Sessions 4–8</b>	See pages 19–21
12:00 pm – 1:30 pm	<b>ASCFS Business Meeting and Luncheon<sup>*</sup></b>	Sonoran II
12:00 pm – 1:30 pm	<b>Education Committee Meeting<sup>^</sup></b>	Primrose
1:30 pm – 3:30 pm	<b>ACPA Board Meeting<sup>^</sup></b>	Palo Verde
1:30 pm – 3:00 pm	<b>Concurrent Sessions 9–13</b>	See pages 21–24
3:00 pm – 3:30 pm	<b>Afternoon Break</b>	Grand Ballroom
3:30 pm – 5:00 pm	<b>Concurrent Sessions 14–18</b>	See pages 24–26
5:30 pm – 6:30 pm	<b>Q&amp;A with Poster Presenters</b>	Grand Ballroom
6:30 pm – 10:00 pm	<b>Awards Gala</b> <i>Sponsored by KLS Martin</i>	Canyon Ballroom

### Saturday, April 13

7:30 am – 11:30 pm	<b>Registration</b>	Arizona Foyer
8:00 am – 9:00 am	<b>Concurrent Sessions 19–20</b>	See pages 26–27
9:00 am – 9:15 am	<b>Morning Break</b>	Grand Ballroom
9:15 am – 11:15 am	<b>Concurrent Sessions 21–22</b>	See pages 27–28

\*Separate Registration required. ^Invitation Only.

## WELCOME

Dear ACPA Members and Meeting Attendees,

Thank you for joining us in Tucson for ACPA's 76th Annual Meeting. As we explore advances in research, clinical and team-driven care, I encourage you to take full advantage of every opportunity throughout the week, from General Sessions to networking events. During your stay, don't forget to take a moment to enjoy the mountainous landscape surrounding us here at The Westin La Paloma.

Lynn M. Fox, M.A., M.Ed, and the 2019 Program Task Force have put together an exciting program ensured to engage every area of our multidisciplinary community. I would like to thank them for their hard work and dedication to this meeting. The week is full of opportunities for all of us to learn and grow. I encourage you to spend time with the meeting program and abstracts so that you can find the sessions, posters, panels and networking opportunities that will benefit you the most.

The meeting kicks off with the Pre-Conference Symposium, "Cultural Competence – The Whole Team Treating the Whole Patient." This one-day session will tackle the challenging subject of cultural competence and its impact on the delivery of services while emphasizing cultural, linguistic and social needs of patients and families. We are holding ACPA's first Diversity and Inclusion Roundtable at 12:00 pm on Thursday, which is open to all attendees. You are invited to purchase lunch and bring it with you as we discuss diversity and inclusion within ACPA and the profession.

On behalf of the ACPA Board of Directors and the National Office Team, I would like to welcome you to Tucson. I wish you a fulfilling week of educational and networking opportunities.



Sincerely,

Bernard J. Costello, DMD, MD, FACS

ACPA 2019 President

Dear Colleagues and Friends,

Welcome to beautiful Tucson, Arizona! In keeping with ACPA's core value of team care, this meeting will provide sessions that address the needs of the full spectrum of craniofacial team members.

This year we are continuing to optimize accessibility for all attendees with our bundled registration fee, which includes all General Sessions as well as Eye Openers, Short Courses and our newest addition, Foundational Courses. Foundational Courses are training sessions that focus on basic skills for professionals in cleft and craniofacial team care. We are also offering Advanced Courses for an additional fee. We are confident that attendees will find sessions that spark new interests and ideas.

This year's keynote address will be presented by Dr. Adil Haider, one of the foremost experts on healthcare inequities in the United States. He will discuss unequal health outcomes based on gender, race, sexual orientation, ethnicity, age and socioeconomic status, and explore how this intersects with craniofacial team care. Our week will culminate with our Awards Gala at 6:30 pm on Friday as we celebrate our colleagues for their achievements and contributions to cleft and craniofacial care. Our Awards Gala will include a lovely dinner, conversation, and of course, dancing.

Thank you for joining us as we continue our 76-year conversation about cleft palate and craniofacial care. It warms our hearts to see those who have traveled to this meeting to share their expertise for so many years and energizes our hearts to welcome those who are in their early years of membership with so much comradery and learning ahead of them in this very special organization.



Sincerely,

Lynn M. Fox, M.A., M.Ed

ACPA 2019 Vice President  
and Program Task Force Chair

## GENERAL INFORMATION AND POLICIES

### MEETING UPDATES AND SCHEDULE CHANGES

All attendees will receive a daily email with any session changes, updates and items of note. Any changes or cancellations will also be shared on the ACPA Meeting App.

### BADGES AND TICKETS

Name badges are required for all sessions and social events. Attendees will receive applicable tickets at registration. Lost tickets will not be replaced. *Tickets for the Welcome Reception and Awards Gala are only required for guests.* There will be a cash bar at both events. One program and one abstract book will be provided to each registered attendee. Additional copies may be purchased at the ACPA Registration Desk for \$15 each based on availability.

### ASCFS ANNUAL MEETING

The American Society of Craniofacial Surgeons (ASCFS) holds its Annual Meeting during ACPA's Annual Meeting.



### FOOD AND REFRESHMENTS

Onsite food and refreshment options include AZul Restaurant and Lounge (Breakfast, Lunch, or Dinner), Contigo Latin Kitchen (Dinner), Sabino's Pool Bar & Grille (Lunch), In-Room Dining (All Day) or Espresso Café (Breakfast). Lunch will not be provided for the Diversity and Inclusion Roundtable on Thursday. Attendees can purchase lunch and take it into the session. Complimentary coffee and tea will be offered during morning and afternoon breaks.

### SESSION CAPACITY

ACPA works to schedule sessions in appropriately-sized rooms, but the popularity of sessions is not always predictable. If a session reaches capacity, attendees must follow instructions provided by the ACPA National Office Team and The Westin La Paloma Staff. Fire regulations may require that attendees not block certain areas or that no more people may enter the room. Please be courteous and respectful if you are directed elsewhere.

### ATTIRE

Business casual dress is appropriate at the meeting. Cocktail attire is appropriate for the Awards Gala. Please plan to dress in layers or bring a sweater, as temperatures may vary in the meeting rooms.

### SPONSORS AND EXHIBITORS

ACPA thanks sponsors and exhibitors for their participation and support. Sponsors and exhibitors are not responsible for the content of this meeting. ACPA does not endorse any sponsor or exhibitor products or services.

### CONDUCT POLICY

ACPA expects that everyone who participates in ACPA's Annual Meeting will be respectful of other attendees, vendors, The Westin La Paloma Staff and all others they meet. Attendees are expected to follow common rules of behavior and respect

for private property. Abusive, harassing or threatening behavior directed toward any other attendee or person is not appropriate. Report all incidents in which a meeting attendee is abusive, insulting, intimidating, bothersome or acting in an unsafe or illegal manner to the ACPA Registration Desk or to Westin La Paloma Security immediately.

### MOBILE DEVICES

Turn off or silence cell phones and/or pagers while sessions are in progress.

### INTERNET AND WI-FI

Limited free wireless internet is available in the meeting area. See the ACPA Registration Desk for information.

### FIRST AID AND EMERGENCY PROCEDURES

Should an emergency occur, please use your cell phone to call 911. As soon as it is safe to do so, inform the nearest staff member or call the hotel operator via the house phones so that a staff member can escort emergency responders. Be prepared to report the location of the emergency by building, level, and either hall, room or hallway. After you have called for emergency assistance, report the incident to a member of the ACPA National Office Team or to the ACPA Registration Desk.

### UNAUTHORIZED RECORDING

Photographs, audio recordings or videos of any proceedings, oral presentations or on-screen images during ACPA's Annual Meeting are strictly prohibited. Audience members who attempt to take pictures or video will be asked to leave the meeting rooms.

### PHOTOGRAPHY

Candid photos will be taken by ACPA's contracted photographer throughout the week. It is agreed that participation in ACPA's Annual Meeting and all related events implies consent for ACPA to use these photos in print and online marketing. Questions can be directed to the ACPA Registration Desk.

### CHILDREN

Children under 13 years of age are not permitted in lecture areas, with the exception of nursing infants.

### ACCESSIBILITY FOR REGISTRANTS WITH DISABILITIES

ACPA is committed to compliance with the Americans with Disabilities Act and to making ACPA's Annual Meeting accessible to all. Attendees who need accommodations in order to participate should contact the ACPA National Office Team before the meeting and may visit the ACPA Registration Desk for assistance. Onsite requests will be accommodated to the best of ACPA's ability.

### FULL DISCLOSURE POLICY

All speaker disclosures may be found in ACPA's Annual Meeting Abstract Book, on the ACPA Meeting App and on the website. All presenters are required to make verbal disclosures at the beginning of their presentation. ACPA, in compliance with

the Accreditation Council for Continuing Medical Education (ACCME) Standards for Commercial Support, has adopted the following Full Disclosure Policy: Presentations made at continuing medical educational activities sponsored or jointly sponsored by ACPA must include information regarding all commercial or industrial funding, consulting, or equity holdings by the presentations' author(s) and/or anyone related to the author(s) that could be affected by or could have an effect on the content of the presentation. This information is requested during the abstract submission process and will be disclosed to participants through statements in printed meeting materials and declared by the faculty member at the beginning of his/her presentation.

### **FACULTY DISCLOSURE STATEMENTS**

It is the policy of ACPA to ensure its programs are fair, balanced, independent, objective and scientifically rigorous. In support of this policy, ACPA requires that: 1) Trade names are to be avoided during presentations. 2) Presentations made at continuing medical educational activities sponsored or jointly sponsored by ACPA, in compliance with standards for accreditation by ACCME, must include: a. information regarding off-label use(s); b. all commercial or industrial funding, consulting, or equity holdings by the authors of this presentation and/or anyone related to the authors which could be affected by or could have an effect on the content of the presentation. 3) This information will be disclosed to meeting participants through printed materials and must be declared verbally by the presenter at the beginning of the presentation. Disclosures for all participants can be found in ACPA's Annual Meeting Abstract Book and on the ACPA Meeting App.

### **DISCLAIMER**

The scientific material presented at this meeting has been made available by ACPA for educational purposes only. The material is not intended to represent the only, nor necessarily the best, methods or procedures appropriate for the situation discussed, but rather is intended to present an approach, view, statement, or opinion of the presenter that may be helpful to others who face similar situations. ACPA disclaims any and all liability and injury or other damage resulting to any individual attending a course and for all claims which may arise out of the use of the techniques demonstrated therein by such individuals, whether these claims shall be asserted by members of the healthcare professions or any other person. nor necessarily the best, methods or procedures appropriate for the situation discussed, but rather is intended to present an approach, view, statement, or opinion of the presenter that may be helpful to others who face similar situations. ACPA disclaims any and all liability and injury or other damage resulting to any individual attending a course and for all claims which may arise out of the use of the techniques demonstrated therein by such individuals, whether these claims shall be asserted by members of the healthcare professions or any other person.



## **20 YEARS of empowerment. Transforming children's lives.**

Advancing a sustainable solution, supporting training and education for medical professionals to provide safe and quality cleft care to children in their own communities.



For inquiries on how to become a Smile Train partner, please contact: [info@smiletrain.org](mailto:info@smiletrain.org)



# ACPA'S ANNUAL MEETING PROGRAM

## Monday, April 8, 2019

### Registration

4:00 pm – 6:30 pm – Arizona Foyer

## Tuesday, April 9, 2019

### Registration

7:30 am – 7:30 pm – Arizona Foyer

### ACPA Board Meeting^

8:00 am – 5:00 pm – Sonoran I

### Pre-Conference Symposium: Cultural Competence – The Whole Team Treating the Whole Patient\*

8:00 am – 4:30 pm – Canyon II & IV

Pre-Conference Symposium information is available at the ACPA Registration Desk for registered attendees.

### Morning Break

10:00 am – 10:15 am – Arizona Foyer

*Sponsored by KLS Martin.*

### Membership Committee Meeting^

12:00 pm – 1:30 pm – Sonoran II

### Afternoon Break

3:00 pm – 3:15 pm – Arizona Foyer

*Sponsored by KLS Martin.*

### New Member and First Time Attendee Reception

5:00 pm – 6:00 pm – Murphey

New ACPA members and all first-time attendees are invited to attend this orientation and networking reception.

## Special Interest Group (SIG) Meetings

5:30 pm – 6:30 pm

### 22q SIG Forum

Verbena

*Chair: Oksana Jackson*

*Co-Chair: Jill Arganbright*

### Care Coordination SIG Forum

Indigo

*Chair: Amanda Smith*

*Co-Chair: Melisande Ploutz*

### Ethics SIG Forum

Aster

*Chair: Howard Saal*

*Co-Chair: Christian Vercler*

### Mental Health SIG Forum

Lantana

*Chair: Kathleen Kapp-Simon*

*Co-Chair: Alexis Johns*

### Welcome Reception

6:30 pm – 8:30 pm – Pool Deck

Included in Meeting Registration. Join your colleagues to kick-off ACPA's 76th Annual Meeting. Light hors d'oeuvres will be served. Cash bar.

*Sponsored by KLS Martin and Texas Children's Hospital.*

## Wednesday, April 10, 2019

### Registration

6:30 am – 6:00 pm – Arizona Foyer

### Past Presidents' Breakfast^

7:00 am – 8:00 am – Palo Verde

### Eye Openers

7:00 am – 8:00 am

#### Eye Opener 1 – Journal Manuscript Preparation and Submission

Finger Rock I

*Jack Yu, Stephen Conley*

Educational Objective(s): Each learner will be able to prepare a manuscript suitable for submission to scientific journals.

Abstract: 10

#### Eye Opener 2 – Commission on Approval of Teams: ACPA Team Approval Process

Aster II

*Jamie Idelberg, Celia Heppner*

Educational Objective(s): Each learner will gain insight into how to complete the application for ACPA Team Approval.

Abstract: 3

#### Eye Opener 3 – Avoiding Complications in Correction of Orbital Hypertelorism: A Multidisciplinary Team Based Approach

Aster I

*Stavan Patel, Jennifer Woerner, Christina Notarianni, Curtis Schmidt*

Educational Objective(s): 1) Utilize preoperative planning tools to analyze the defect, treatment plan, and identify possible challenges during intra and post-operative phases. 2) Recognize possible pitfalls and avoid complications during various treatment phases. 3) Discuss various way to address and treat complication using multidisciplinary team-based app.

Abstract: 9

#### Eye Opener 4 – Developing Resilience with Social Stories

Finger Rock III

*Aileen Blitz, Dina Zuckerberg, Jennifer Russell*

Educational Objective(s): Each learner will obtain an overview of how to develop and implement a Social Stories workshop for parents and school-age children. Each learner will identify three to five ways in which social stories help children with craniofacial conditions.

Abstract: 2

#### Eye Opener 5 – Interdisciplinary Speech and Orthodontic Cleft Rehabilitation

Murphey I

*Lindsay Schuster, Matthew Ford*

Educational Objective(s): Gain practical didactic and clinical insight regarding: 1) Morphological and functional anatomical dental/craniofacial skeletal relationships including diagnosis of malocclusions and dental anomalies that affect speech. 2) Speech patterns related to cleft anatomy. 3) Speech/orthodontic treatment options and limitations of treatment - when to seek consultation.

Abstract: 7

## – ACPA'S ANNUAL MEETING PROGRAM: WEDNESDAY

### **Eye Opener 6 – Transition of Care for Young Adults with Cleft Lip and Palate**

Murphey III

*Brenda Louw, Linda Vallino*

Educational Objective(s): Each participant will be able to: 1) Describe the characteristics and needs of young adults with CLP. 2) Discuss the model of transition of care for the young adult with CLP. 3) Identify and describe strategies that their teams could use to improve the care of young adults with CLP.

Abstract: 1

### **Eye Opener 7 – Management of Challenging Cases of VPD in 22q11.2 Deletion Syndrome**

Verbena

*Adriane Baylis, Oksana Jackson, Cynthia Solot, Richard Kirschner*

Educational Objective(s): Participants will be able to 1) Describe strategies to ensure accurate differential diagnosis in patients with 22q. 2) List at least three different factors which may influence preoperative VPD surgical planning in 22q. 3) Describe surgical modifications of traditional VPD surgery for patients with 22q.

Abstract: 6

### **Eye Opener 8 – Nuances in Cleft Lip Revisional Surgery: The Importance of Deformity Analysis, Surgical Planning, Timing of the Revision, and Long-Term Follow-Up**

Indigo

*Jeffrey Goldstein*

Educational Objective(s): Each learner will be able to identify and analyze secondary cleft lip deformities as well as propose treatment plan to improve these lip deformities.

Abstract: 8

### **Eye Opener 9 – Speech Therapy Specific to Children with Cleft Palate in the Birth to Three Population**

Lantana

*Theresa Snelling*

Educational Objective(s): Each learner will be able to identify and implement play-based strategies to use within Birth to Three/Early Intervention models for toddlers with cleft palate that address the specific needs related to their sound development and resonance, while training the family/caregivers in their natural environment.

Abstract: 5

### **Eye Opener 10 – The Diagnostic Odyssey and Whole Exome Sequencing (WES): Clinical Advancements in the Diagnosis of the Medically Complex Individual with Clefting**

Finger Rock I

*Susan Hughes*

Educational Objective(s): Each learner will understand the unique clinical impact of the diagnostic odyssey for the medically complex patient. Learners will be able to delineate between different genetic testing modalities. Learners will define the benefits and limitations of WES, when utilized in the medically complex individual with clefting.

Abstract: 4

### **Exhibits Open**

7:30 am – 4:30 pm – Grand Ballroom

### **Poster Session A**

8:00 am – 6:30 pm – Grand Ballroom

This session will include abstract numbers 229 and 231 – 270. Presenters will be with their posters from 5:30 pm – 6:30 pm.

Educational Objective(s): Each learner will discuss the subject and findings of the cleft and craniofacial research and clinical topics presented on the posters in this session.

### **Opening Ceremony and Keynote Address**



8:30 am – 9:45 am – Canyon Ballroom

*Chair: Bernard J. Costello*

*Co-Chair: Lynn Fox*

*"Healthcare Disparities in Cleft and Craniofacial Care"*

*Keynote Presenter: Adil Haider, MD, MPH, FACS*

Abstract: 11

Adil Haider, MD, MPH, FACS is an active trauma and acute care surgeon, prolific researcher, and the Kessler Director for the Center for Surgery and Public Health (CSPH), a joint initiative of Brigham and Women's Hospital, Harvard Medical School, and the Harvard T.H. Chan School of Public Health. He is also the Deputy Editor of JAMA Surgery and holds numerous leadership positions, including President of the Association for Academic Surgery (AAS).

Dr. Haider is credited with uncovering racial disparities after traumatic injury and establishing the field of trauma disparities research. He is regarded as one of the foremost experts on healthcare inequities in the United States, with projects focused on describing and mitigating unequal outcomes based on gender, race, sexual orientation, ethnicity, age and socioeconomic status. His other research focuses on long-term clinical and functional outcomes after trauma and emergency general surgery, optimal treatment of trauma/critically ill patients in resource-poor settings, and advanced analytic techniques for surgical health services research.

He has formally mentored more than 115 research trainees, published more than 250 peer reviewed papers and currently serves as Principal Investigator (PI) on extramural grants worth more than ten million dollars. He is the recipient of numerous awards, including the 2017 Ellis Island Medal of Honor. Dr. Haider believes that equality is the cornerstone of medicine, and his professional goal is to eradicate disparities in healthcare in the United States.

### **Morning Break**

9:45 am – 10:00 am – Grand Ballroom

Meet with exhibitors or view the posters.

*Sponsored by Banner Health – Banner Children's Specialists.*

### **General Session 1**

10:00 am – 12:00 pm – Canyon Ballroom

*Chair: Patricia Beals*

*Co-Chair: Amelia Drake*

Educational Objective(s): Each learner will be able to discuss cutting-edge research related to the etiology of cleft and craniofacial conditions and/or practice patterns and outcomes of individuals with these conditions.

**Crowdspeaking: Crowdsourcing as a Valid and Reliable Method for the Evaluation of Speech Outcomes in Children with Cleft Palate and Cleft Related Speech Disorders**

10:00 am – 10:10 am

*Kaylee Paulsgrove*

Abstract: 12

**Assessment of Patient-Oriented Online Resources Provided by American Cleft Palate-Craniofacial Association Approved Teams**

10:10 am – 10:20 am

*Allyson Alfonso*

Abstract: 13

**The Diagnostic Odyssey for Medically Complex Children with Cleft Lip and Palate**

10:20 am – 10:30 am

*Alison Kaye*

Abstract: 14

**Discussion**

10:30 am – 10:40 am

**Risk Factors for Repeat Mandibular Distraction Osteogenesis: A 14-Year, Single-Institution Experience**

10:40 am – 10:50 am

*Julia Cook*

Abstract: 15

**Assessing Adherence to ACPA Audiologic Parameters of Care: A Quality Improvement Initiative**

10:50 am – 11:00 am

*Ursula Findlen*

Abstract: 16

**Developing an Online Short Course in Early Cleft Care**

11:00 am – 11:10 am

*Gareth Davies*

Abstract: 17

**Discussion**

11:10 am – 11:20 am

**Suicide Screening in Craniofacial Teams**

11:20 am – 11:30 am

*Laura Garcia*

Abstract: 18

**Are Language Scores an Early Predictor of Cognitive Decline/Psychotic Disorders in Children with 22q11.2 Deletion Syndrome?**

11:30 am – 11:40 am

*Cynthia Solot*

Abstract: 19

**Racial Disparities in Cleft Palate Repair**

11:40 am – 11:50 am

*Robin Wu*

Abstract: 20

**Discussion**

11:50 am – 12:00 pm

**Committee Meetings<sup>^</sup>**

11:30 am – 1:00 pm

**CPCJ Editorial Board Meeting<sup>^</sup>**

Palo Verde

**Learning Resources Committee Meeting<sup>^</sup>**

Primrose

**Management and Finance Committee Meeting<sup>^</sup>**

Goldwater Board Room

**Study Sessions**

1:00 pm – 2:30 pm

**Study Session A – Cleft Palate Speech Disorders: Identification and Perceptual Ratings Practice – Part 1**  
Murphey II

*Angela Dixon, Kristina Wilson, Adriane Baylis, Kelly Cordero, Cindy Dobbelsteyn, Kathy Chapman, Anna Barigayomwe*

Educational Objective(s): 1) Attendees will be able to define and differentiate between hypernasality, hyponasality, and audible nasal emission, improving inter-professional practice. 2) Attendees will participate in consensus listening tasks, using the Americleft Speech Outcome Project rating scales and descriptors to gain experience rating speech characteristics associated with VPD.

Abstract: 23

**Study Session B – Clinical Ethics 101: A Case-Based Workshop on the Ethical Principles Every Member of a Cleft Team Should Know**

Finger Rock III

*Megan Lane, Katelyn Bennett, Christian Vercler*

Educational Objective(s): This session will provide the attendee with the basic building blocks necessary to engage in meaningful ethical discourse around the care of the patient with cleft. A practical application of the four principles of bioethics as well as the AAP guidelines on assent and consent in the multidisciplinary team setting will be demonstrated at a level commensurate with all levels of training.

Abstract: 27

**Study Session C – Comprehensive Cleft/Craniofacial Care: Utilizing Prosthodontics in Addition to Orthodontics and Oral and Maxillofacial Surgery for Ultimate Treatment Success**

Aster II

*Yong Jong Park, Michael Oppedisano, Joshua Stone*

Educational Objective(s): 1) Each learner will be able to list the typical prosthodontic needs of craniofacial patients. 2) Each learner will be able to formulate a multidisciplinary treatment plan for comprehensive cleft/craniofacial care.

Abstract: 24

**Study Session E – Computational Modeling to Inform Clinical Trials in Cleft Palate**

Aster I

*Silvia Blemker, Jamie Perry, Catherine Pelland, Thanh Tran*

Educational Objective(s): 1) The learners will describe the key elements of computational models of the velopharyngeal mechanism. 2) Learners will define what can be done with computational models as compared to clinical studies. 3) Learners will define areas of future research needed to translate computational models to clinical use.

Abstract: 26

## – ACPA'S ANNUAL MEETING PROGRAM: WEDNESDAY

### **Study Session F – Dento-Facial Skeletal Reconstruction of the Patient with a Facial Cleft** Finger Rock I

*Pravin Patel, David Morris, David Reisberg, Mark Runge*

Educational Objective(s): Each learner will gain an understanding of the timing of alveolar cleft reconstruction from primary to secondary grafting. Each learner will gain an understanding of the orthodontic and surgical details involved with cleft orthognathic surgery. Each learner will gain an understanding of the outcomes from two-decade experience from favorable to unfavorable results and management of complications.

Abstract: 25

### **Study Session G – Multi-Disciplinary Decision-Making and Management of Velopharyngeal Dysfunction** Verbena

*Sara Kinter, Kaylee Paulsgrove, Craig Birgfeld, Randall Bly, Kelly Evans*

Educational Objective(s): Following this presentation, learners will be able to: 1) Discuss the role of different disciplines on a VPD care team. 2) List social, behavioral, medical, speech and anatomic factors to consider during the VPD decision making process. 3) Facilitate multi-disciplinary discussion around cases involving complex VPD/ craniofacial conditions.

Abstract: 22

### **Study Session H – Neonatal Ear Molding: A Practical Hands-On Instructional Course** Murphey III

*Savannah Brown, Elizabeth Wetz, Jessica Grant, Laura Hanna, Sarah Wiggins, Kimly Nguyen, Kaylyn Gerth*

Educational Objective(s): Each learner will be able to evaluate neonatal ear deformities and apply an effective technique for ear molding.

Abstract: 21

### **General Session 2: Defining Best Practices: When Infants with Cleft or Craniofacial Differences are Born into Families Affected by Opioid Abuse**

2:45 pm - 3:45 pm - Canyon Ballroom

*Chair: Canice Crerand*

*Co-Chair: Patricia Chibbaro*

*Presenters: Ruth Trivelpiece, Aaron Mason, Jae Bodas, Michael Nelson*

Educational Objective(s): The audience will learn about the specific needs of families affected by opioid abuse. The audience will be able to identify the challenges encountered by team members in providing care to children born to opioid addicted parents. The audience will learn specific strategies to optimize care when working with opioid abuse affected families.

Abstract: 28

### **Afternoon Break**

3:45 pm – 4:00 pm – Grand Ballroom

Meet with exhibitors or view the posters.

*Sponsored by Smile Train.*

### **Ideas and Innovations**

4:00 pm – 5:30 pm – Canyon Ballroom

*Chair: Christian Vercler*

*Co-Chair: Angela Dixon*

Educational Objective(s): Each learner will be able to identify innovations or new techniques that may be applied to research or to the treatment of patients with cleft and craniofacial conditions.

#### **Creating International Treatment Guidelines: Outcomes from the World Cleft Coalition**

4:00 pm – 4:05 pm

*Serena Kassam*

Abstract: 29

#### **Parental Report of Hearing-Dependent Behaviors in Preschoolers with and without Craniofacial Microsomia**

4:05 pm – 4:10 pm

*Alexis Johns*

Abstract: 30

#### **Feed and Swaddle: An Alternative to Infant Sedation for Craniofacial Imaging**

4:10 pm – 4:15 pm

*Breanna Jedrzejewski*

Abstract: 31

#### **Image Based Detection of Ear Deformity Using Artificial Intelligence**

4:15 pm – 4:20 pm

*Rami Hallac*

Abstract: 32

#### **The Treble Clefts Choir: Jointly Facilitated by Social Work and Speech-Language Pathology**

4:20 pm – 4:25 pm

*Farah Sheikh*

Abstract: 33

#### **New Helmet Protocol to Improve Euryon Position Following Endoscopic Repair of Sagittal Synostosis**

4:25 pm 4:30 pm

*Kristin Pfeiffauf*

Abstract: 34

#### **3D Printed Models vs. Virtual Surgery Simulation in Craniofacial Surgery Education**

4:30 pm – 4:35 pm

*Christian El Amm*

Abstract: 35

#### **Programmable Orthodontic Expander for Treating Cleft Lip and Palate**

4:35 pm – 4:40 pm

*Stephen Yen*

Abstract: 36

#### **"Embracing Facial Difference": A Partnership between the Craniofacial Team and ADL (the Anti-Defamation League)**

4:40 pm – 4:45 pm

*Daniel Bronfin*

Abstract: 37



**Osseous Genioplasty: Prevention of Witch's Chin Deformity with Custom-Milled Plates**

4:45 pm – 4:50 pm

*Rosemarie Byrd*

Abstract: 38

**Endoscopic Endonasal Approach for the Resection of Nasal Dermoid Cysts with Intracranial Extension**

4:50 pm – 4:55 pm

*Jessica Lee*

Abstract: 39

**Practical Applications of Augmented Reality in Craniofacial Surgery**

4:55 pm – 5:00 pm

*Christian El Amm*

Abstract: 40

**Learner Satisfaction with Three-Dimensional Affordable Stone Models for Cleft Lip Markings: Results from a Prospective Study**

5:00 pm – 5:05 pm

*Rami Kantar*

Abstract: 41

**A Novel Approach to Reconstruction of Stahl's Ear Deformity**

5:05 pm – 5:10 pm

*Catherine Sinnott*

Abstract: 42

**Advanced NAM Training as Part of Comprehensive Cleft Care in an Outreach Setting, Creating a Sustainable Model: Seven Years Later**

5:10 pm – 5:15 pm

*Serena Kassam*

Abstract: 43

**Drawings and Illustration in Pediatric Patient Education**

5:15 pm – 5:20 pm

*Vanessa Aguilera*

Abstract: 44

**Assessment of Alveolar Defect Volume in Patients with Cleft Lip and Palate Using Two Novel Methods**

5:20 pm – 5:25 pm

*Pang-Yun Chou*

Abstract: 45

**An Alternative Method for Reconstruction of Vermilion Deficiency in Cleft Lip Deformity: The Bi-Winged Myomucosa Switch Flap**

5:25 pm – 5:30 pm

*Kyunghoon Chung*

Abstract: 46

**Reception with Posters and Exhibits**

5:30 pm – 6:30 pm – Grand Ballroom

Network with exhibitors and poster presenters.

Beer and pretzels will be provided.

**Thursday, April 11, 2019**

**Registration**

6:30 am – 6:00 pm – Arizona Foyer

**Eye Openers**

7:00 am – 8:00 am

**Eye Opener 11 – Challenging Cases of Velopharyngeal Conditions: The Decision-Making Process in Assessment and Treatment**

Lantana

*Adriane Baylis, Ellen Moore, Kaylee Paulsgrove, Alison Scheer-Cohen*

Educational Objective(s): 1) Describe two different diagnostic protocols for assessment of patients with velopharyngeal dysfunction. 2) Identify two treatment options for velopharyngeal dysfunction. 3) Explain how the decision-making process may influence intervention outcomes.

Abstract: 52

**Eye Opener 12 – Feeding Challenges in Oral Clefting: A Multidisciplinary Team Approach to Supporting Growth and Avoiding Malnutrition**

Verbena

*Kristi Thaete, Erin Lindhorst, Connie Chesser, Brenda Sitzmann, Helen Huff, Alison Kaye*

Educational Objective(s): 1) Participants will explain the benefits of multidisciplinary coordination of cleft care in meeting nutrition and lactation goals. 2) Participants will describe different assessment and intervention strategies for improving nutritional intake and avoiding malnutrition in children with oral clefting. 3) Participants will compare and apply different feeding techniques for children with oral clefting.

Abstract: 50

**Eye Opener 13 – No Ears, No Problem! Audiologic & Osseointegrated Device Case Studies**

Finger Rock II

*Brittney Sprouse*

Educational Objective(s): 1) Examine audiologic and osseointegrated case studies and identify strategies to the unique treatment and management of this patient population. 2) Recognize unique scenarios where osseointegrated devices may be appropriate vs. traditional amplification. 3) Describe the importance and key role audiology plays on a multi-disciplinary craniofacial clinic team.

Abstract: 55

**Eye Opener 14 – Power of Connection: Challenges and Successes for a Care Coordinator**

Murphey III

*Iris Sageser, Jamie Idelberg*

Educational Objective(s): Each learner will be able to identify relationship challenges with patients, families, and cleft/craniofacial team members. Each learner will be able to apply ways to facilitate/strengthen relationships with patients, families, and team members. Each learner will be able to apply ways to connect patients to patients and families to families.

Abstract: 48

## – ACPA'S ANNUAL MEETING PROGRAM: THURSDAY

### **Eye Opener 15 – Resiliency and Cleft Craniofacial Team Care**

Finger Rock I

*Kathryn Barbash, Janine Rosenberg*

Educational Objective(s): 1) Each learner will be able to define the concept of resiliency. 2) Each learner will be able to name two factors associated with resiliency. 3) Each learner will be able to describe how identifying and fostering patients' resiliency relates to healthcare trends such as its impact on patient satisfaction and engagement. 4) Each learner will be able to identify three strategies for fostering resilience in patients.

Abstract: 51

### **Eye Opener 16 – Robin Sequence and Mandibular Distraction – The Multidisciplinary Management from Infancy to Adolescence**

Indigo

*Michael Lypka, Dan Jensen, Zarmina Ehsan, Heather Hendricks*

Educational Objective(s): Each learner will be able to select the appropriate patient for mandibular distraction and understand the work-up involved in this decision-making. Each learner will be familiar with the long-term follow-up of these patients and the importance of a multidisciplinary approach.

Abstract: 49

### **Eye Opener 17 – The Five Fundamental Laws of Team Care**

Murphey II

*Richard Kirschner*

Educational Objective(s): Learners will be able to discuss the fundamental principles that govern the success of winning cleft/craniofacial teams.

Abstract: 53

### **Eye Opener 18 – The Impact of Virtual Reality Technology on Craniomaxillofacial Surgical Planning: The Future is Here**

Finger Rock III

*Pravin Patel, Lee Alkureishi, Russell Reid, David Morris, Linping Zhao, Jia Luo*

Educational Objective(s): Each learner will be able to understand the evolution of surgical planning approaches from the 20th to the 21st Century. Each learner will be given the opportunity to use VR equipment to visualize and interact with the patient's anatomy.

Abstract: 54

No CE available for this course.

### **Eye Opener 19 – Tonsillectomy and Adenoidectomy (T & A) in Patients with Cleft Palate: Why, When, Who and How?**

Murphey I

*Pablo Antonio Ysunza, Matthew Rontal*

Educational Objective(s): Each learner will be able to understand the role of adenoid and tonsils in velopharyngeal closure during speech, as well as when and how T & A should be performed in patients with cleft palate.

Abstract: 47

### **Exhibits Open**

7:30 am – 4:30 pm – Grand Ballroom

### **Poster Session B**

8:00 am – 6:30 pm – Grand Ballroom

This session will include abstract numbers 271 – 307.

Presenters will be with their posters from 5:30 pm – 6:30 pm.

Educational Objective(s): Each learner will discuss the subject and findings of the cleft and craniofacial research and clinical topics presented on the posters in this session.

### **General Session 3: Panel Discussions**

8:15 am – 9:45 am – Canyon Ballroom

*Chair: Robert Havlik*

*Co-Chair: Sibyl Scheve*

#### **Management of VPD Around the World: Challenges and New Directions**

8:15 am – 9:00 am

*Richard Kirschner, Brian Sommerlad, Peter Witt, Kelly Cordero, Larry Hollier, Toko Hayakawa, Angie Morillas, Chelsea Sommer*

Educational Objective(s): Each learner will be able to recognize the main differences about diagnosis and management within the countries/regions included in the discussion. Each learner will be able to identify at least four challenges that less developed regions face and discuss them if this is part of their experience. Each learner will be stimulated to contribute with ways of overcoming these challenge.

Abstract: 346

#### **The Ethics of Resident Involvement in Cleft Surgery: Balancing the Duty to Patients and the Duty to Teach**

9:00 am – 9:45 am

*Katelyn Bennett, Megan Lane, Steven Kasten, Christian Vercler*

Educational Objective(s): The learner will be able to summarize the key ethical principles used to guide ethical decisions, list the key stakeholders to whom surgeons are obligated, and understand the ethical implications of failing to appropriately balance the competing interests of patients and society.

Abstract: 57

### **Morning Break**

9:45 am – 10:00 am – Grand Ballroom

Meet with exhibitors or view the posters.

### **Junior Investigator Session**

10:00 am – 11:30 am – Canyon Ballroom

*Chair: Jamie Perry*

*Co-Chair: Artur Fahradyan, Samantha Maliha*

This session encourages and supports multidisciplinary research by investigators either recently graduated or currently enrolled in a training program dealing with cleft and craniofacial evaluation and treatment. The presentations are evaluated, and two winners are selected to receive a monetary award.

Educational Objective(s): Each learner will be able to discuss at least three research questions related to cleft and craniofacial care.

#### **Implementation of a Team-Based Multi-Modal Opioid Reduction Strategy for the Pediatric Plastic Surgery Population**

10:00 am – 10:10 am

*Sun Hsieh*

Abstract: 58

**Long-Term Psychosocial Effects of Number of Childhood Surgeries in Teenagers with Cleft Lip and Palate**

10:10 am – 10:20 am

*Fransia De Leon*

Abstract: 59

**Long-Term Assessment of a Bone Tissue Engineering Construct for Alveolar Cleft Repair**

10:20 am – 10:30 am

*Maxime Wang*

Abstract: 60

**Phonetic and Phonological Analysis of Speech in Infants and Toddlers with 22q11.2 Deletion Syndrome**

10:30 am – 10:40 am

*Caitlin Cummings*

Abstract: 61

**Discussion**

10:40 am – 10:50 am

**Role of the Palatopharyngeus Muscle in Velopharyngeal Closure Quantified Using a Three-Dimensional Computational Model**

10:50 am – 11:00 am

*Catherine Pelland*

Abstract: 62

**How Anatomical Variability Influences the Positioning of the Velum at Initial Contact Determined Using Subject Specific MRI-Based 3D Computational Modeling**

11:00 am – 11:10 am

*Thanh Tran*

Abstract: 63

**Relationships between Maternal Stress Indices and Infant Feeding and Growth in Infants with and without CLP**

11:10 am – 11:20 am

*Lauren Madhoun*

Abstract: 64

**Discussion**

11:20 am – 11:30 am

**Committee Meetings<sup>^</sup>**

11:30 am – 1:00 pm

**Commission on Approval of Teams Meeting<sup>^</sup>**

Udall

**Development Committee Meeting<sup>^</sup>**

Goldwater Board Room

**Program Task Force 2020 Meeting<sup>^</sup>**

Primrose

**Diversity and Inclusion Roundtable**

12:00 pm – 1:00 pm – Palo Verde

Join your colleagues for a discussion of diversity and inclusion within ACPA and the profession. Attendees are encouraged to purchase lunch and bring it into the session.

**Study Sessions:**

1:00 pm – 2:30 pm

**Study Session I – Cleft Palate Speech Disorders: Identification and Perceptual Ratings Practice – Part 2**  
Murphey II

*Kelly Nett Cordero, Angela Dixon, Kris Wilson, Adriane Baylis, Anna Thurmes Barigayomywe*

Educational Objective(s): 1) Attendees will identify oral and non-oral compensatory error patterns through the process of consensus listening tasks. 2) Attendees will identify obligatory distortions related to malocclusion and velopharyngeal dysfunction, also through the process of consensus listening tasks.

Abstract: 66

**Study Session J – Filling the Gaps: Strategies for Securing Services between Team Visits**  
Finger Rock III

*Helen Sharp, Anne Hing, Loredana Cuglietta, David Wilson, Laura Garcia, Brittney Sprouse, Steven Goudy*

Educational Objective(s): 1) Learners will be able to identify at least three barriers to follow up care in domestic populations. 2) Learners will be able to identify at least three solutions to overcome lack of access to recommended follow up care between team visits. 3) Learners will develop one or more implementable solutions and strategies to evaluate the efficacy of solutions.

Abstract: 67

**Study Session K – Nasopharyngoscopy: Methods for Obtaining a Successful Examination with Preschool Children and Interpretation of Findings for Surgical Planning**

Murphey III

*Ann Kummer*

Educational Objective(s): Participants will be able to discuss methods for performing a nasopharyngoscopy (NP) exam with good cooperation from children as young as age three. Participants will be able to identify the size, location, and cause of a velopharyngeal opening through NP. Participants will be able to describe how NP findings can be used to determine the best surgical procedure for the patient.

Abstract: 65

**Study Session L – Role of Prosthetic Ear Reconstruction in Microtia: Why and How**

Finger Rock I

*Rosemary Seelaus, Janine Rosenberg, Pravin Patel*

Educational Objective(s): Each learner will be able to identify effective practices for improving the outcomes of microtia reconstruction. Each learner will be able to discuss details involved in the construction of prosthetic ears. Each learner will gain a greater understanding of the psychosocial impact when there is an unfavorable outcome of autogenous microtia reconstruction from the perspective of the child and the family.

Abstract: 68

**Study Session M – Models of 22q Team Care in the United States**

Murphey I

*Oksana Jackson, Emily Gallagher, Jill Arganbright, Daniela Schweitzer, Donna McDonald-McGinn, Courtney Hall, Susan Hughes, Alexis Johns, Kaylee Paulsgrove, Adriane Baylis*

Educational Objective(s): Each learner will become familiar with current models of 22q team structure and be able to

## – ACPA'S ANNUAL MEETING PROGRAM: THURSDAY

identify and apply new practices for improving interdisciplinary team coordination for patients with 22q11.2DS.

Abstract: 79

### **Study Session N- Sequential Care for the Patient with Hemifacial Microsomia**

Finger Rock II

*John Giroto, John Polley, Deji Fashemo, Kongkrit Chaiyasasate, Ann Schwenker*

Educational Objective(s): Attendees will: Explore traditional treatment options and their shortcomings. Understand the significance of relapse following distraction. Gain new knowledge regarding patient specific/customized prosthetic TMJ. Be able to discuss the pros and cons of soft tissue reconstruction methods. Understand the various stages of orthodontic treatment. Construct a surgical algorithm for timing/sequence of treatment in HFM.

Abstract: 70

### **Afternoon Break**

2:30 pm – 2:45 pm – Grand Ballroom

Meet with exhibitors or view the posters.

*Sponsored by Nationwide Children's Hospital.*

### **Advanced\* and Foundational Courses**

2:45 pm – 4:45 pm

#### **Advanced Course I – Innovation in Cleft Palate Reconstructive Surgery: How to Use Buccal Myomucosal Flaps, Understanding the Buccal Flap Approach\***

Lantana

*Robert Mann, John Giroto, John Polley*

Educational Objective(s): The learner will be able to list the steps to successfully elevate the buccal flap and to describe its use in both primary and secondary cleft surgeries. The learner will be able to employ the buccal flap in multiple cleft anatomical presentations and use it effectively to salvage a procedure after a complication. The learner will be able to combine this information into their practice.

Abstract: 71

#### **Advanced Course II – Alloplastic Temporomandibular Joint (TMJ) Prostheses for the Treatment of Patients with Craniofacial Anomalies\***

Aster II

*Alvaro Figueroa, Russell Reid, Louis Mercuri, Christina Tragos*

Educational Objective(s): Each learner will be able to identify appropriate indications for prosthetic total temporal mandibular joint replacement, describe TJR design, virtual surgical planning, as well as surgical technique.

Abstract: 73

No CE available for this course.

#### **Advanced Course III – Strategies for Cleft Care in the Medically Complex Patient\***

Aster I

*Alison Kaye, Oksana Jackson, Leanne Magee, Susan Hughes, Susan McCormack*

Educational Objective(s): Each learner will be able to describe three complex medical conditions that may involve a cleft lip and/or palate diagnosis. Each learner will be able to describe three reasons for adaptation of cleft care protocols to account for an associated complex medical condition.

Abstract: 69

#### **Advanced Course IV – Orthognathic Surgery in Patients with Cleft Lip and Palate\***

Indigo

*Jennifer Woerner*

Educational Objective(s): Describe the indications and use of skeletal anchorage in this population. Understand how virtual surgical planning can be utilized in challenging cleft orthognathic cases. Discuss the indications for performing orthognathic surgery early on in the orthodontic treatment. Assess common orthognathic complications in patients with cleft and how to mitigate them.

Abstract: 72

#### **Foundational Course I – Oral Health and Team Care**

Finger Rock I

##### **Why Every Team Needs a Pediatric Dentist**

2:45 pm – 3:45 pm

*Elizabeth Prada Da Costa, Lizbeth Holguin, Erin Shope*

Educational Objective(s): 1) Each attendee will be able to identify the importance of caries prevention and management in cleft treatment outcomes. 2) Each attendee will have a greater understanding of the prevalence of dental caries and impact on quality of life. 3) Each attendee will be able to identify the importance of including pediatric dental care as part of multidisciplinary team care.

Abstract: 76

##### **Oral Examination: Normal and Abnormal Findings. Better Diagnostic Abilities for Children with Craniofacial Disorders**

3:45 pm – 4:45 pm

*J C Shirley*

Educational Objective(s): All team members involved in diagnosis and treatment of craniofacial conditions and/or anyone who regularly performs oral assessment and therapy (speech pathologists, dentists, physicians, nursing professionals, nutrition professionals, occupational therapists, etc.) should be able to more effectively identify abnormal and normal oral conditions and improve their diagnostic abilities.

Abstract: 80

#### **Foundational Course II – Comprehensive Management of the Cleft Lip/Palate and Craniofacial Patient**

Murphey II

##### **Comprehensive Management of the Cleft Lip/Palate Patient – A Primer for Nurses/Coordinators**

2:45 pm – 3:45 pm

*Patricia Chibbaro*

Educational Objective(s): The learner will acquire a framework of the key nursing/care coordination needs of the patient with a cleft lip and/or palate and will gain strategies for management which will assist them in supporting comprehensive care of the patient and family.

Abstract: 77

##### **Comprehensive Management of the Craniofacial Patient – A Primer for Nurses/Coordinators**

3:45 pm – 4:45 pm

*Patricia Chibbaro*

Educational Objective(s): The learner will acquire a framework of the key nursing/care coordination needs of the patient with a craniofacial condition and will gain strategies



for management which will assist them in supporting comprehensive care of the patient and family.

Abstract: 81

**Foundational Course III – Improving the Patient and Family Experience and Clinical Outcomes by Combining Clinical, Psychosocial and Administrative Interventions**

Murphey III

*Nancy Henry, Cassandra Aspinall*

Educational Objective(s): Attendees will learn how administrative, medical and psychosocial staff can work together to assess barriers and burdens of care to improve the experience and outcomes of treatment. This will include the importance of: knowing your scope of practice, developing an awareness of professional boundaries, respecting the expertise of others and establishing trust amongst providers.

Abstract: 74

**Foundational Course IV – 22q: From Birth to Two**  
Finger Rock III

*Lauren Madhoun, Caitlin Cummings, Courtney Hall, Adriane Baylis*

Educational Objective(s): At the conclusion of this presentation, learners will be able to: 1) Describe the medical, nutrition, feeding/swallowing, speech/language and developmental needs of infants and toddlers with 22qDS. 2) Describe common early interventions and psychosocial supports that are needed for families and young children affected by 22qDS.

Abstract: 75

**Foundational Course V – Speech Therapy Techniques for Maladaptive/Compensatory Misarticulations**

Finger Rock II

*Lynn Grames*

Educational Objective(s): Participants will: 1) Describe the three stages of motor learning. 2) List therapy activities/objectives that fit within each stage of motor learning. 3) Describe specific techniques for teaching and habituating new consonant motor patterns.

Abstract: 78

**ASCFS Board Meeting<sup>^</sup>**

3:00 pm – 6:00 pm – Udall

**Discipline Discussion Forums**

5:00 pm – 6:00 pm

These forums serve as an opportunity to discuss current topics with colleagues.

**All Other Disciplines**

Murphey I

*Chair: Kristina Aldridge*

**Genetics and Pediatrics**

Aster II

*Chair: Anne Hing*

*Co-Chair: Robert Byrd*

**Mental Health**

Aster I

*Chair: Leanne Magee*

*Co-Chair: Celia Heppner*

**Orthodontics and Prosthodontics**

Lantana

*Chair: Manish Valiathan*

*Co-Chair: Michelle Scott*

**Otolaryngology**

Murphey II

*Chair: Lauren Kilpatrick*

*Co-Chair: Sivakumar Chinnadurai*

**Pediatric Dentistry**

Primrose

*Chair: Elizabeth Prada*

*Co-Chair: Lizbeth Holguin*

**Plastic Surgery**

Verbena

*Chair: Raymond Tse*

*Co-Chair: Alison Kaye*

**Speech-Language Pathology and Audiology**

Sonoran

*Chair: Angela Dixon*

*Co-Chairs: Caitlin Cummings and Kristen DeLuca*

**Oral/Maxillofacial Surgery**

Murphey III

*Chair: Bonnie Padwa*

*Co-Chair: Pat Ricalde*

**Nursing and Coordination**

Indigo

*Chair: Kristine Miu*

*Co-Chair: Helen Huff*

**Q&A with Poster Presenters**

5:30 pm – 6:30 pm – Grand Ballroom

View posters and visit with presenters.

**Friday, April 12, 2019**

**Registration**

6:30 am – 6:30 pm – Arizona Foyer



American Society  
of  
Craniofacial Surgeons

**ASCFS Breakfast**

7:00 am – 8:00 am – Sonoran II

Open to ASCFS Members.

**Eye Openers**

7:00 am – 8:00 am

**Eye Opener 20 – Adaptive Articulations: What Are They, How Do They Happen, and Should We Add Them to the Therapy Tool Box?**

Murphey I

*Lynn Grames*

Educational Objective(s): Participants will: 1) Define and describe adaptive articulations. 2) Discuss advantages and disadvantages of adaptive articulations for children with craniofacial differences. 3) Discuss possible teaching methods for these articulations in therapy.

Abstract: 89



American Society  
of  
Craniofacial Surgeons

## – ACPA'S ANNUAL MEETING PROGRAM: FRIDAY

### **Eye Opener 21 – Aggregation and Linkage of Multiple Data Sources for Pragmatic Observational Study**

Primrose

*Alexander Allori*

Educational Objective(s): Each learner will become familiar with challenges inherent in informatics and data interoperability, especially as it relates to unbiased study design for epidemiologic investigations and outcomes research. Learners will be able to identify the advantages of extending general Common Data Models to create a condition-specific data infrastructure.

Abstract: 87

### **Eye Opener 22 – Cleft Lip Repair: Measure Twice Cut Once**

Verbena

*Raymond Tse, David Fisher*

Educational Objective(s): Each learner will be able to identify key anatomic landmarks for effective cleft lip repair. Each learner will be able to design a cleft lip repair for the full spectrum of cleft presentations. Each learner will be able to avoid pitfalls or mistakes involved in cleft lip repair.

Abstract: 85

### **Eye Opener 23 – Education of Medical Professionals Caring for Infants with Cleft Lip/Palate to Improve Successful Feeding and Weight Gain**

Lantana

*Helen Huff, Brenda Sitzmann, Erin Lindhorst*

Educational Objective(s): 1) Participants will be able to identify essential components of feeding education for professionals caring for infants with cleft lip and palate. 2) Participants will be able to list two different intervention strategies for improving nutritional intake in children with cleft lip/palate. 3) Participants will be able to discuss the presentation and offer opinions on its use.

Abstract: 83

### **Eye Opener 24 – Endoscopy or Fluoroscopy or Both?**

Murphey II

*Pablo Antonio Ysunza, Kongkrit Chaiyasasate*

Educational Objective(s): Each learner will be able to understand how to perform useful VNP and MPVF in patients with VPI and how the information provided by these procedures can be used for enhancing successful outcomes of velopharyngeal surgery aimed to correct VPI.

Abstract: 82

### **Eye Opener 25 – Ethical Considerations in Advertising Cleft and Craniofacial Care Services**

Murphey III

*Joyce McIntyre, Alicia Sigler, Amanda Gosman*

Educational Objective(s): Each learner will be able to identify three core ethical considerations in advertising cleft/craniofacial team services in both the US and for international surgery groups, discuss efforts of patient advocacy groups for more patient centered and patient positive images, and apply these principles themselves in creating web based and social media communications.

Abstract: 86

### **Eye Opener 26 – How to Conduct a Multidisciplinary Retreat to Achieve Improved Team Dynamics, Develop Obtainable Team Goals Resulting in Improved Patient Care**

Finger Rock I

*Patricia Keenan, Sara Cornelius, Jennifer Huth*

Educational Objective(s): 1) Attendees will learn how to use the modified A3 business process to conduct a team retreat. 2) Attendees will participate in a mock brainstorming session to identify areas of concern for the team. 3) Attendees will perform a root cause analysis using the modified A3 business model to develop and implement a pathway for a solution.

Abstract: 88

### **Eye Opener 27 – The 'Bare Bones': Interpretation of the Videofluoroscopic Speech Study**

Finger Rock II

*Sylvie Render, Kaylee Paulsgrove, Sara Kinter*

Educational Objective(s): Learners will be able to:

1) Discuss benefits and limitations of videofluoroscopy in evaluation of velopharyngeal function. 2) Describe how videofluoroscopy findings may be integrated with nasopharyngoscopy and perceptual speech assessment findings to determine management options for velopharyngeal dysfunction. 3) Identify anatomical landmarks, describe closure patterns, and rate degree of closure.

Abstract: 84

### **Eye Opener 28 – To Admit or Not to Admit – That is the Cleft Lip Question: A Panel Discussion of the Pros and Cons, Risks and Benefits, and Economic Impact of Outpatient vs. Inpatient Cleft Lip Surgery**

Finger Rock III

*Stacey Francis, Roberto Flores*

Educational Objective(s): Each learner will be able to understand the literature surrounding the practice of outpatient cleft lip surgery to provide an opportunity for practice management change. Specific protocols will be shared to help optimize the success of this practice as well as the economic impact of this change on a national level.

Abstract: 56

## **Exhibits Open**

7:30 am – 3:30 pm – Grand Ballroom

### **Concurrent Session 1 – ASCFS Linton Whitaker Lecture**

8:00 am – 9:00 am – Canyon II and IV

*Chair: Mark Urata*

*Presenter: John Reinisch*

The American Society of Craniofacial Surgeons presents the Linton Whitaker Lecture, which is given by a person whose work or career exemplifies the very best in the art and science of craniofacial surgery.

Educational Objective(s): Each learner will be able to discuss the history and current challenges of American craniofacial surgery.

Abstract: 100

### **Concurrent Session 2 – Case Studies**

8:00 am – 9:00 am – Lantana

*Chair: Alison Scheer-Cohen*

*Co-Chair: Katherine Kelly*

Educational Objective(s): Each learner will be able to identify new research or clinical techniques that may be applied to research or to the treatment of patients with cleft and craniofacial conditions.

**The Expanding Role of Molecular and Clinical Heterogeneity in Robin Sequence: A Case of 1q21 Microduplication Syndrome and Summary of the Latest Genetic Discoveries**

8:00 am – 8:10 am

*Lauren Salinero*

Abstract: 95

**Piriform Costal Cartilage Graft Improves Cleft-Side Alar Posterior Displacement in Definitive Cleft Rhinoplasty**

8:10 am – 8:20 am

*Kristopher Day*

Abstract: 96

**Multidisciplinary Approach to Expedited Treatment of Severe Bifid Cleft Nasal and Midface Deformity**

8:20 am – 8:30 am

*Sam Bae*

Abstract: 97

**Increasing Speech Intelligibility in the Setting of Complex Craniofacial Differences: A Case Study**

8:30 am – 8:40 am

*Sylvie Render*

Abstract: 98

**Treatment of Complete Nasopharyngeal Stenosis and Obstructive Sleep Apnea with a Fixed, Tooth-Borne Appliance and Custom Stent**

8:40 am – 8:50 am

*Heather Hendricks*

Abstract: 99

**Discussion**

8:50 am – 9:00 am

**Concurrent Session 3 – Otolaryngology and Airway**

8:00 am – 9:00 am – Indigo

*Chair: Steven Goudy*

*Co-Chair: Lauren Kilpatrick*

Educational Objective(s): Each learner will be able to discuss new topics related to otolaryngology and airway obstruction in cleft and craniofacial care.

**Long-Term Outcomes of a Single Institution's Tympanostomy Tube Protocol in Children with Cleft Palate**

8:00 am – 8:10 am

*MaryRoz Timbang*

Abstract: 90

**Is Obstructive Apnea More Severe in Syndromic than Non-syndromic Patients with Robin Sequence?**

8:10 am – 8:20 am

*Cory Resnick*

Abstract: 91

**Question 2012: To Tube or Not to Tube?**

**Answer 2018: Change the Timing**

8:20 am – 8:30 am

*William Davis*

Abstract: 92

**An Analysis of the GILLS Score Algorithm for Predicting Mandibular Distraction Success in Robin Sequence Patients – A Retrospective Study**

8:30 am – 8:40 am

*Adam Johnson*

Abstract: 93

**Three-Dimensional Assessment of the Skeletal Platform of the Ear in Patients with Hemifacial Microsomia**

8:40 am – 8:50 am

*Sean Zhou*

Abstract: 94

**Discussion**

8:50 am – 9:00 am

**Poster Session C**

8:00 am – 6:30 pm – Grand Ballroom

This session will include abstract numbers 230 and 308 – 345. Presenters will be with their posters 5:30 pm – 6:30 pm.

Educational Objective(s): Each learner will discuss the subject and findings of the cleft and craniofacial research and clinical topics presented on the posters in this session.

**ACPA Business Meeting**

9:15 am – 10:15 am – Canyon I and III

Open to all ACPA Members. ACPA Active, International and Life Members are eligible to vote.

**Morning Break**

10:00 am – 10:30 am – Grand Ballroom

Meet with exhibitors or view the posters.

**Concurrent Session 4 – ASCFS I – Craniofacial**

10:30 am – 12:00 pm – Sonoran I

*Chair: John Girotto*

*Co-Chair: Jeffrey Hammoudeh*

Educational Objective(s): Each learner will be able to discuss new research findings or surgical management techniques related to craniofacial surgery.

**Risk Factors for Perioperative Respiratory Failure Following Mandibular Distraction Osteogenesis (MDO) for Micrognathia: A Retrospective Cohort Study**

10:30 am – 10:40 am

*Rosaline Zhang*

Abstract: 129

**Trends of Craniosynostosis Repair from the National Inpatient Sample (NIS) in the United States Between the Years of 1998 and 2016**

10:40 am – 10:50 am

*Santiago Gonzalez*

Abstract: 130

**Long-Term Assessment of Pierre Robin Sequence Patients Treated with a Vertically-Oriented Mandibular Distraction Vector**

10:50 am – 11:00 am

*Michael Lypka*

Abstract: 131

## – ACPA'S ANNUAL MEETING PROGRAM: FRIDAY

### **Trans-Facial Minimal-Dissection Mandibular Distraction Osteogenesis for Neonatal Airway Obstruction from Pierre Robin Sequence**

11:00 am – 11:10 am

*Christopher Runyan*

Abstract: 132

#### **Discussion**

11:10 am – 11:20 am

### **Pediatric Calvarial Defects: Controversy and Consensus**

11:20 am – 12:00 pm

*Davinder Singh*

Abstract: 133

## **Concurrent Session 5 – Cleft Lip/Palate Surgery I**

10:30 am – 12:00 pm – Indigo

*Chair: Oksana Jackson*

*Co-Chair: Sharon Aronovich*

Educational Objective(s): Each learner will be able to discuss new topics related to cleft lip and palate surgery.

### **Repairing the Submucous Cleft Palate with Furlow Palatoplasty: A Single-Center Review**

10:30 am – 10:40 am

*Jack Brooker*

Abstract: 101

### **Temporal Fat Grafting in Children with Craniofacial Anomalies**

10:40 am – 10:50 am

*Artur Fahradyan*

Abstract: 102

### **Secondary Cleft Rhinoplasty in 1720 Patients: Are National Practices Consistent with Guidelines?**

10:50 am – 11:00 am

*Fouad Chouairi*

Abstract: 103

### **Expanded Analysis of a Modified Enhanced Recovery Protocol in Cleft Palatoplasty**

11:00 am – 11:10 am

*Daniel Cuzzone*

Abstract: 104

#### **Discussion**

11:10 am – 11:20 am

### **Safety and Trends in Ketorolac Use During Cleft Palate Repair: An Examination of the Pediatric Health Information System (PHIS) Database**

11:20 am – 11:30 am

*Rachel Danforth*

Abstract: 105

### **The Optimal Age for Cleft Palate Repair: Insights from a National Database Analysis**

11:30 am – 11:40 am

*Connor Peck*

Abstract: 106

### **Evaluation of Growth Changes of Nasal Dorsum in Patients with Cleft Lip/Palate**

11:40 am – 11:50 am

*Chenghao Li*

Abstract: 107

#### **Discussion**

11:50 am – 12:00 pm

## **Concurrent Session 6 – Dental and Orthodontics**

10:30 am – 12:00 pm – Lantana

*Chair: Manish Valiathan*

*Co-Chair: Elizabeth Prada Da Costa*

Educational Objective(s): Each learner will be able to discuss new research findings or techniques related to orthodontics and dentistry in cleft care.

### **An Intercenter Comparison of Changes in UCLP Dental Arch Relationship Before and 10-Years after a Change in One Center's Treatment Protocol**

10:30 am – 10:40 am

*Tasha Hall*

Abstract: 108

### **Facial Asymmetries and Occlusal Canting in Adolescent Unilateral Cleft Lip and Palate (UCLP) and Control Patients Using Three-Dimensional (3D) Cone-Beam Computed Tomography (CBCT) Images and an Established Orientation System**

10:40 am – 10:50 am

*Katharine Powers*

Abstract: 109

### **Evaluation of the Electromyographic Activity of Masticatory and Perioral Muscles in Cleft Lip and Palate Patients**

10:50 am – 11:00 am

*Selin Öğreten Tunçay*

Abstract: 110

### **Surgical-Orthodontic Treatment for Class II Asymmetry: Outcome and Influencing Factors**

11:00 am – 11:10 am

*Yun-Fang Chen*

Abstract: 111

#### **Discussion**

11:10 am – 11:20 am

### **Presurgical Orthodontic Intervention Prior to Cleft Lip and Palate Repair: Nasoalveolar Molding versus Passive Alveolar Molding Appliance Therapy**

11:20 am – 11:30 am

*Ella Gibson*

Abstract: 112

### **Oral Microflora of Patients with Cleft Lip and Palate**

11:30 am – 11:40 am

*Brett Chiquet*

Abstract: 113

### **Reasons for Missing or Delayed Alveolar Bone Grafting in Multidisciplinary Cleft Care**

11:40 am – 11:50 am

*Kristin Pfeifauf*

Abstract: 114

#### **Discussion**

11:50 am – 12:00 pm



## Concurrent Session 7 – Nursing

10:30 am – 12:00 pm – Aster

*Chair: Janice Rockwood*

*Co-Chair: Melisande Ploutz*

Educational Objective(s): Each learner will be able to discuss clinical treatment ideas in nursing.

### One Team's Experience and Successes in Family-Centered Team Care Improvement

10:30 am – 10:40 am

*Sibyl Scheve*

Abstract: 115

### My Changing Face: Preparing Teens for Orthognathic Surgery

10:40 am – 10:50 am

*Amanda Johnston*

Abstract: 116

### Early Identification of Children on the Autism Spectrum Disorder (ASD) with Craniofacial Anomalies: Are We Doing Enough at Team?

10:50 am – 11:00 am

*Aaron Tanner*

Abstract: 117

### A Pre-Surgical Psychosocial Intervention for Patients with Orofacial Clefts Undergoing LeFort I Distraction with Halo

11:00 am – 11:10 am

*Natalee Lyon*

Abstract: 118

### Discussion

11:10 am – 11:20 am

### Identifying Medical Complexity for Post-Operative PICU Admission and Reducing Hospital Stays in Patients with Cleft Lip and Palate

11:20 am – 11:30 am

*Katherine Shedd*

Abstract: 119

### Lessons from a Decade of Training Craniofacial Nurse Practitioners

11:30 am – 11:40 am

*Karla Haynes*

Abstract: 120

### Formal Nutritional Interventions to Promote Healthy Perioperative Weights and Aid in Recovery

11:40 am – 11:50 am

*Kristi Thaete*

Abstract: 121

### Discussion

11:50 am – 12:00 pm

## Concurrent Session 8 – Speech I

10:30 am – 12:00 pm – Verbena

*Chair: Kelly Cordero*

*Co-Chair: Sarah Reid*

Educational Objective(s): Each learner will be able to discuss new research findings or clinical techniques related to treating the speech of patients with cleft and craniofacial anomalies.

### Lexical Selectivity of 2-Year-Old Children with and without Repaired Cleft Palate

10:30 am – 10:40 am

*Adriane Baylis*

Abstract: 122

### The Relationship between Clinicians and Naïve Listeners' Judgments of Intelligibility in Quiet and Noise

10:40 am – 10:50 am

*Hedieh Hashemi Hosseinabad*

Abstract: 123

### Does Early Intervention Work? Longitudinal Results of an Early Intervention Study of Toddlers with Cleft Palate

10:50 am – 11:00 am

*Line Jørgensen*

Abstract: 124

### Meta-Analysis of Speech, Language, and Reading Outcomes and Their Relationship with Assessment Characteristics in Children with Nonsyndromic Cleft Lip and/or Palate

11:00 am – 11:10 am

*Kari Lien*

Abstract: 125

### Discussion

11:10 am – 11:20 am

### Abnormal Vocal Quality in Children with and without a History of Cleft Palate

11:20 am – 11:30 am

*Chelsea Sommer*

Abstract: 126

### Speech Production Errors in 5- and 6-Year-Old Children with Cleft Palate

11:30 am – 11:40 am

*Kristina Wilson*

Abstract: 127

### Longitudinal Study of Vocal Development and Language Environments in Children with Cleft Palate

11:40 am – 11:50 am

*Seunghye Ha*

Abstract: 128

### Discussion

11:50 am – 12:00 pm



### ASCFS Business Meeting and Luncheon\*

12:00 pm – 1:30 pm – Sonoran II

Open to ASCFS Members.

### Education Committee Meeting^

12:00 pm – 1:30 pm – Primrose

### ACPA Board Meeting^

1:30 pm – 3:30 pm – Palo Verde

## Concurrent Session 9 – 22q

1:30 pm – 3:00 pm – Lantana

*Chair: Cynthia Solot*

*Co-Chair: Emily Gallagher*

Educational Objective(s): Each learner will be able to discuss

## – ACPA'S ANNUAL MEETING PROGRAM: FRIDAY

new topics related to treatment for patients with 22q11.2 Deletion syndrome.

### **Differences in Tensor Veli Palatini between Children with and without 22q11.2 DS Using 3D MRI**

1:30 pm – 1:40 pm

*Jamie Perry*

Abstract: 141

### **A Quality Improvement Initiative to Improve Care Adherence in Patients with 22q11.2 Deletion Syndrome**

1:40 pm – 1:50 pm

*Scott Hickey*

Abstract: 142

### **22q11.2 Deletion Syndrome: Psychiatrist Self-Report of Knowledge of Mental Health Implications and Willingness to Act in Providing Clinical Services**

1:50 pm – 2:00 pm

*Natalie Dykzeul*

Abstract: 143

### **22q and Two: 22q11.2 Deletion Syndrome and Coexisting Conditions**

2:00 pm – 2:10 pm

*Donna McDonald-McGinn*

Abstract: 144

### **Discussion**

2:10 pm – 2:20 pm

### **Psychosocial and Speech Evaluations in Craniofacial Team Care for Patients with 22q11.2 Deletion Syndrome**

2:20 pm – 2:30 pm

*Alexis Johns*

Abstract: 145

### **Effects of the Craniofacial Complex and Velopharyngeal Musculature on Speech Resonance in 22q11.2 Deletion Syndrome**

2:30 pm – 2:40 pm

*Lakshmi Kollara*

Abstract: 146

### **Current Care Practices for 22q11.2 Deletion and Duplication Syndromes across the Americas: Towards Establishing a Formal Network**

2:40 pm – 2:50 pm

*Michael-John McGinn*

Abstract: 147

### **Discussion**

2:50 pm – 3:00 pm

## **Concurrent Session 10 – ASCFS II – Craniofacial**

1:30 pm – 3:00 pm – Sonoran I

*Chair: Jesse Goldstein*

*Co-Chair: Stacey Francis*

Educational Objective(s): Each learner will be able to discuss new research findings or surgical management techniques related to craniofacial surgery.

### **Bone Morphogenic Protein-2 in Pediatric Cranioplasty**

1:30 pm – 1:40 pm

*Christine Jones*

Abstract: 162

### **The Monobloc Distraction with Facial Bipartition: Outcomes of Simultaneous Multidimensional Facial Movement Compared to Monobloc Distraction or Facial Bipartition Alone**

1:40 pm – 1:50 pm

*Naikhoba Munabi*

Abstract: 163

### **Perioperative Outcomes of Secondary Frontal Orbital Advancement (FOA) after Posterior Vault Distraction Osteogenesis (PVDO): A Retrospective Comparative Cohort Study**

1:50 pm – 2:00 pm

*Rosaline Zhang*

Abstract: 164

### **Surgical Correction of Orbital Malposition: Indications for the Use of the Box Osteotomy and Facial Bipartition**

2:00 pm – 2:10 pm

*Eric Nagengast*

Abstract: 165

### **Discussion**

2:10 pm – 2:20 pm

### **Pediatric Bone Tissue Engineering of the Calvarium with Dipyridamole-Coated, 3D Printed Bioceramic Scaffolds: Long-Term Analysis on Facial Growth, Suture Patency, and Absorption Kinetics in a Growing Cranial Model**

2:20 pm – 2:30 pm

*Ricardo Rodriguez Colon*

Abstract: 166

### **Evaluation of Cephalic Index Norms after the Back to Sleep Campaign: An Epidemiologic Study**

2:30 pm – 2:40 pm

*Joyce McIntyre*

Abstract: 167

### **LeFort II Distraction with Zygomatic Repositioning versus LeFort III Distraction: A Comparison of Surgical Outcomes**

2:40 pm – 2:50 pm

*Chad Purnell*

Abstract: 168

### **Discussion**

2:50 pm – 3:00 pm

## **Concurrent Session 11 – Cleft Lip/Palate Surgery II**

1:30 pm – 3:00 pm – Indigo

*Chair: Aaron Mason*

*Co-Chair: Anand Kumar*

Educational Objective(s): Each learner will be able to discuss new topics related to cleft lip and palate surgery.

### **Management of Robin Sequence without Mandibular Distraction Osteogenesis**

1:30 pm – 1:40 pm

*Catherine de Blacam*

Abstract: 134

### **Palatal Fistula after Management of Cleft Lip/Palate in a Randomized Clinical Trial**

1:40 pm – 1:50 pm

*Telma de Sousa Brosco*

Abstract: 135

**Throat Pack Usage in Cleft Surgery**

1:50 pm – 2:00 pm

*Serena Martin*

Abstract: 136

**Nasolabial Aesthetics Following Cleft Lip Repair:  
An Objective Evaluation of Subjective Assessment**

2:00 pm – 2:10 pm

*Rami Kantar*

Abstract: 137

**Discussion**

2:10 pm – 2:20 pm

**Musculoskeletal Pain Survey in Cleft Surgeons  
and Orthodontists**

2:20 pm – 2:30 pm

*Wendy Chen*

Abstract: 138

**The Impact of Prophylactic Antibiotic Use in Primary  
Palatoplasty: An Outcome Study Utilizing the Pediatric  
Health Information System (PHIS) Database**

2:30 pm – 2:40 pm

*Diana Jodeh*

Abstract: 139

**Decision-Making in Cleft-Related Surgery—  
A Qualitative Analysis of Patients and Caregivers**

2:40 pm – 2:50 pm

*Katelyn Bennett*

Abstract: 140

**Discussion**

2:50 pm – 3:00 pm

**Concurrent Session 12 – Speech II**

1:30 pm – 3:00 pm – Verbená

*Chair: Lynn Grames*

*Co-Chair: Angela Dixon*

Educational Objective(s): Each learner will be able to discuss new research findings or clinical techniques related to treating the speech of patients with cleft and craniofacial anomalies.

**Application of Nasometric Time Integral in Predicting  
Speakers' Oral-Nasal Balance**

1:30 pm – 1:50 pm

*Youkyung Bae*

Abstract: 155

**Come Get a “Kick” Out of Speech Therapy Bootcamp:  
Combining Education with Application for Children with  
VPD**

1:40 pm – 1:50 pm

*Kristen DeLuca*

Abstract: 156

**Morphology of the Musculus Uvulae in Vivo Using  
MRI and 3D Modeling Among Adults with Normal  
Velopharyngeal Anatomy and Adults with Repaired  
Cleft Palate**

1:50 pm – 2:00 pm

*Jamie Perry*

Abstract: 157

**Can Visual Inspection be Utilized to  
Reliably Classify Velar Length?**

2:00 pm – 2:10 pm

*Katelyn Kotlarek*

Abstract: 158

**Discussion**

2:10 pm – 2:20 pm

**Normative Adenoid Development from  
Infancy through Adulthood**

2:20 pm – 2:30 pm

*Abigail Haenssler*

Abstract: 159

**Surgical, Speech, and Audiologic Outcomes in Patients  
with Orofacial Cleft and Van der Woude Syndrome**

2:30 pm – 2:40 pm

*Spencer Kitchin*

Abstract: 160

**Nasalance in Arabic Speakers:  
A Normative and Comparative Study**

2:40 pm – 2:50 pm

*Oruba Odeh*

Abstract: 161

**Discussion**

2:50 pm – 3:00 pm

**Concurrent Session 13 – Team Care**

1:30 pm – 3:00 pm – Aster

*Chair: Dawn Leavitt*

*Co-Chair: Patricia Keenan*

Educational Objective(s): Each learner will be able to discuss new topics related to team care and coordination.

**Maximizing Family Engagement During Team Day Visits**

1:30 pm – 1:40 pm

*Nancy Folsom*

Abstract: 148

**Cleft and Craniofacial Team Orthodontic Care  
in the United States: A Survey of the ACPA**

1:40 pm – 1:50 pm

*Nima Khavanin*

Abstract: 149

**Interdisciplinary Practice Guidelines for the Care of  
Patients with Robin Sequence Undergoing Mandibular  
Distraction Osteogenesis**

1:50 pm – 2:00 pm

*Noreen Clarke*

Abstract: 150

**Use of Social Stories to Assist with Patient Compliance  
for Multiview Video Fluoroscopy, Nasoendoscopy and/or  
Dental Impressions for Dental Speech Devices**

2:00 pm – 2:10 pm

*Delaney Poetter*

Abstract: 151

**Discussion**

2:10 pm – 2:20 pm

## – ACPA'S ANNUAL MEETING PROGRAM: FRIDAY

### **Craniofacial Team Care for Patients with Oculo-Auriculo-Vertebral (OAV) Spectrum**

2:20 pm – 2:30 pm

*Kristin Kemper*

Abstract: 152

### **Governmental Politics, Policies and Medical Practices: Friends or Foes?**

2:30 pm – 2:40 pm

*Marilyn Cohen*

Abstract: 153

### **The Electronic Multidisciplinary Team Note: Using an Online Patient Portal to Communicate with Families While Meeting CMS and ACPA Standards**

2:40 pm – 2:50 pm

*Stacy Nance*

Abstract: 154

### **Discussion**

2:50 pm – 3:00 pm

### **Afternoon Break**

3:00 pm – 3:30 pm – Grand Ballroom

Meet with exhibitors or view the posters.

### **Concurrent Session 14 – ASCFS III – Craniosynostosis**

3:30 pm – 5:00 pm – Sonoran I

*Chair: John Jensen*

*Co-Chair: Kamlesh Patel*

Educational Objective(s): Each learner will be able to discuss new research findings or surgical management techniques related to craniosynostosis.

#### **Trends in the Use of Anti-Fibrinolytics in Craniosynostosis Surgery: An Examination of the Pediatric Health Information System (PHIS) Database**

3:30 pm – 3:40 pm

*Rachel Danforth*

Abstract: 198

#### **Isolated Lambdoid Craniosynostosis: A 17-year Experience at a Children's Specialty Center**

3:40 pm – 3:50 pm

*Vedant Borad*

Abstract: 199

#### **Precision Medicine for Patients with Positional Plagiocephaly: A Tool for Predicting Orthotic Helmet Treatment Outcomes and Duration in Clinic**

3:50 pm – 4:00 pm

*Leslie Shock*

Abstract: 200

### **Discussion**

4:00 pm – 4:15 pm

#### **Age at Craniosynostosis Surgery and Its Impact on Ophthalmologic Diagnoses—A Single-Center Retrospective Review**

4:15 pm – 4:25 pm

*Katelyn Bennett*

Abstract: 201

### **Postoperative Hyponatremia Following Cranial Vault Remodeling for Nonsyndromic Craniosynostosis**

4:25 pm – 4:35 pm

*Christopher Breuler*

Abstract: 202

### **Repeat Posterior Cranial Vault Distraction Osteogenesis: Indications and Modification of Technique**

4:35 pm – 4:45 pm

*Anthony Azzolini*

Abstract: 203

### **Discussion**

4:45 pm – 5:00 pm

### **Concurrent Session 15 – Feeding**

3:30 pm – 5:00 pm – Verbena

*Chair: Scott Dailey*

*Co-Chair: Amanda Smith*

Educational Objective(s): Each learner will be able to discuss new techniques for feeding patients with cleft or craniofacial anomalies.

#### **Infant-Driven Feeding Systems: Do They “Normalize” the Feeding Experience of Infants with Clefts?**

3:30 pm – 3:40 pm

*Lauren Madhoun*

Abstract: 176

#### **Struggle to Maintain the Growth Curve: A Review of 100 Consecutive Births**

3:40 pm – 3:50 pm

*Sue Eastwood*

Abstract: 177

#### **Improvements in Oral Feeding after Mandibular Distraction for Pierre Robin Sequence**

3:50 pm – 3:55 pm

*Alison Kaye*

Abstract: 178

#### **Video Fluoroscopic Swallow Studies and Aspiration in Infants with Cleft Lip and Palate**

3:55 pm – 4:00 pm

*Reed Wulbrecht*

Abstract: 179

### **Discussion**

4:00 pm – 4:10 pm

#### **Clinical Trial Evaluation of a New Feeding Mechanism for Babies Born with Cleft Palate**

4:10 pm – 4:20 pm

*Thanh Tran*

Abstract: 180

#### **The Emperor Has No Clothes and Short Line Means No Flow**

4:20 pm – 4:30 pm

*Shelley Cohen*

Abstract: 183



**Psychosocial Factors Impacting Cleft Infant Nutrition**

4:30 pm – 4:40 pm

*Katherine Shedd*

Abstract: 182

**Survey of Barriers to Breast Milk Feeding in Children with Cleft Palate**

4:40 pm – 4:50 pm

*Amber Shaffer*

Abstract: 181

**Discussion**

4:50 pm – 5:00 pm

**Concurrent Session 16 – Genetics/Pediatrics**

3:30 pm – 5:00 pm – Lantana

*Chair: Anne Hing*

*Co-Chair: Yvonne Gutierrez*

Educational Objective(s): Each learner will be able to discuss new research findings or techniques related to genetic and pediatric considerations of cleft care.

**The Association of Influenza on the Incidence of Orofacial Clefts**

3:30 pm – 3:40 pm

*Kyle Dymanus*

Abstract: 169

**Prolonged Opioid Use and Prescription Patterns in Pediatric Facial Fracture Surgery Patients**

3:40 pm – 3:50 pm

*Avira Som*

Abstract: 170

**Stratification of Cleft Lip and Palate Phenotypes Affects Association Results**

3:50 pm – 4:00 pm

*Brett Chiquet*

Abstract: 171

**Defining Variations in Autonomy and Shared Decision-Making Among Pediatric Surgical Patients and Parents**

4:00 pm – 4:10 pm

*Kavitha Ranganathan*

Abstract: 172

**Discussion**

4:10 pm – 4:20 pm

**Robinow Syndrome: A Prospective Study of 16 Cases**

4:20 pm – 4:30 pm

*Renata Maricevich*

Abstract: 173

**The Epidemiological Profile of Cleft Pathology and the Impact of Maternal Factors in Province of Ontario, Canada over a 23 Year Period**

4:30 pm – 4:40 pm

*Claudia Malic*

Abstract: 174

**Haplotype and Haplotype-Environment Interaction Analysis Revealed the Role of SPRY Genes in NSCL/P Among Chinese Population**

4:40 pm – 4:50 pm

*Tao Wu*

Abstract: 175

**Discussion**

4:50 pm – 5:00 pm

**Concurrent Session 17 – Oral/Maxillofacial and Orthognathic Surgery**

3:30 pm – 5:00 pm – Indigo

*Chair: Sean Edwards*

*Co-Chair: Brent Golden*

Educational Objective(s): Each learner will be able to discuss new research findings or techniques related to Oral/Maxillofacial and Orthognathic Surgery in cleft care.

**Evaluating the Effects of Maxillary Advancement on Velopharyngeal Function in Cleft Palate Patients: A Systematic Review**

3:30 pm – 3:40 pm

*Eli Saleh*

Abstract: 191

**Prospective Evaluation of Perioperative Steroid Dosing on Postsurgical Edema in Orthognathic Surgery**

3:40 pm – 3:50 pm

*Matthew Fay*

Abstract: 192

**Le Fort I Distraction for Severe Midface Hypoplasia**

3:50 pm – 4:00 pm

*Pedram Goel*

Abstract: 193

**Discussion**

4:00 pm – 4:15 pm

**Safety in Neonatal Mandibular Osteotomies: Computer-Aided Modeling to Characterize the Risks of Various Techniques**

4:15 pm – 4:25 pm

*Robert Siska*

Abstract: 194

**Volumetric Velopharyngeal Port and Velopharyngeal Function Analysis in Cleft Palate Patients Undergoing Le Fort 1 Maxillary Advancement**

4:25 pm – 4:35 pm

*Eli Saleh*

Abstract: 195

**3D-Printed Customized Titanium Plates in Le Fort I Maxillary Advancement**

4:35 pm – 4:45 pm

*Aurora Kareh*

Abstract: 196

**Discussion**

4:45 pm – 5:00 pm

## – ACPA'S ANNUAL MEETING PROGRAM: FRIDAY/SATURDAY

### Concurrent Session 18 – Psychosocial

3:30 pm – 5:00 pm – Aster

*Chair: Leanne Magee*

*Co-Chair: Cassandra Aspinall*

Educational Objective(s): Each learner will be able to discuss new research findings or techniques related to psychosocial considerations of cleft care.

#### **Improving Psychosocial Risk Assessment and Service Provision for Craniofacial Team Patients: A Quality Improvement Project**

3:30 pm – 3:40 pm

*Canice Crerand*

Abstract: 184

#### **Psychoeducational Preparation for Alveolar Bone Graft Surgery in Children with Cleft Lip and Palate: A Quality Improvement Initiative**

3:40 pm – 3:50 pm

*Leanne Magee*

Abstract: 185

#### **The Travel Toxicity of Cleft and Craniofacial Team Care: A Pilot Study Assessing Travel Burden and the Patient-Family Experience**

3:50 pm – 4:00 pm

*Jenna Dressler*

Abstract: 186

#### **Support Group Lunches, an Affordable Option!**

4:00 pm – 4:10 pm

*Kristine Miu*

Abstract: 187

#### **Discussion**

4:10 pm – 4:20 pm

#### **A Multi-Site Study Investigating the Association between Appearance, Speech and School Functioning in Children with Cleft Lip and Palate**

4:20 pm – 4:25 pm

*Meredith Albert*

Abstract: 188

#### **Cutting Edge Training: Upskilling of Healthcare Professionals in Psychological Care for Patients Undergoing Appearance Altering Procedures**

4:25 pm – 4:30 pm

*Gareth Davies*

Abstract: 189

#### **The Trajectory of Language Development in Children with Orofacial Clefts Adopted from Non-English Speaking Countries Compared to Native English Speakers**

4:30 pm – 4:40 pm

*Claudia Crilly Bellucci*

Abstract: 347

#### **Team Management of the 'Psychosocially Complex' Patient and Family**

4:40 pm – 4:50 pm

*Patricia Chibbaro*

Abstract: 190

#### **Discussion**

4:50 pm – 5:00 pm

### Q&A with Poster Presenters

5:30 pm – 6:30 pm – Grand Ballroom

View posters and visit with presenters.

### Awards Gala

6:30 pm – 10:00 pm – Canyon Ballroom

Included in Meeting Registration. Celebrate your colleagues for their achievements and contributions to cleft and craniofacial care, followed by dinner and dancing. Doors open at 6:00 pm. The program begins at 6:30 pm with dinner immediately following. Cocktail attire. Cash Bar. Sponsored by KLS Martin.

## Saturday, April 13, 2019

### Registration

7:30 am – 11:30 am – Arizona Foyer

### Concurrent Session 19 – ASCFS IV

8:00 am – 9:00 am – Canyon II

*Chair: Raymond Harshbarger*

*Co-Chair: Michael Friel*

Educational Objective(s): Each learner will be able to discuss new research findings or surgical management techniques related to craniofacial surgery.

#### **Incidence and Significance of Positive Sleep Apnea Screening Questionnaires in a Craniofacial Clinic Population**

8:00 am – 8:10 am

*Manoj Palavalli*

Abstract: 209

#### **The Impact of Palatal Fistulae on the Success of Alveolar Bone Grafting**

8:10 am – 8:20 am

*Perry Bradford*

Abstract: 210

#### **A Soft Tissue Based Asymmetry Index Approach to Craniofacial Microsomia**

8:20 am – 8:30 am

*Lee Alkureishi*

Abstract: 211

#### **30 Years of Autologous Ear Reconstruction: Transition from Brent to Firmin Technique-Advantages, Disadvantages, Dealing with Complications**

8:30 am – 8:40 am

*Charles Thorne*

Abstract: 212

#### **Correction of Functional Ear Deformities with Ear Molding: A Retrospective Review**

8:40 am – 8:50 am

*Blake Sparks*

Abstract: 213

#### **Discussion**

8:50 am – 9:00 am

## Concurrent Session 20 – Global Care

8:00 am – 9:00 am – Canyon I

*Chair: John van Aalst*

*Co-Chair: Catherine Crowley*

Educational Objective(s): Each learner will be able to discuss new research findings or techniques for global cleft care.

### **Incidence of Ethical Dilemmas on International Volunteer Trips Among Medical Trainees: Pilot Study of a Unique Global Health Curriculum**

8:00 am – 8:10 am

*Joyce McIntyre*

Abstract: 204

### **The Impact of Foundation-Based Cleft Care in Developing Countries**

8:10 am – 8:20 am

*Rami Kantar*

Abstract: 205

### **ECCE – European Cleft and Craniofacial Initiative for Equality in Care**

8:20 am – 8:30 am

*Gareth Davies*

Abstract: 206

### **Cleft Lip and Palate: Development of a Dental Database in an Outreach Setting**

8:30 am – 8:40 am

*Serena Kassam*

Abstract: 207

### **Geospatial Epidemiology of Cleft Lip with/without Palate as an Alternative Population Approach, Case Colombia**

8:40 am – 8:50 am

*Stefany Guarnizo-Peralta*

Abstract: 208

### **Discussion**

8:50 am – 9:00 am

## Morning Break

9:00 am – 9:15 am – Arizona Foyer

## Concurrent Session 21 – ASCFS Post-Conference Panel. Use the Force: Starting Craniofacial Surgical Practices in the New Millennium

9:15 am – 11:15 am – Canyon II

*Steven Buchman, Justine Lee, Oluwaseun Adetayo,*

*Laura Monson, Christian Vercler*

Educational Objective(s): Each learner will be able to discuss ideas for setting up a craniofacial plastic surgery practice.

Abstract: 228

## Concurrent Session 22 – Short Talks

9:15 am – 11:00 am – Canyon I

*Chair: Lindsay Schuster*

*Co-Chair: Greg Cooper*

Educational Objective(s): Each learner will be able to identify new research or clinical techniques that may be applied to research or to the treatment of patients with cleft and craniofacial conditions.

### **Deletion of Downstream Hippo Signaling Effectors YAP and TAZ Results in Clefing of the Secondary Palate in Mice**

9:15 am – 9:20 am

*Alice Goodwin*

Abstract: 214

### **The Effect of Adenosine A2A Receptor (A2AR) Signaling on Promoting Osteogenic Differentiation in Human Mesenchymal Stem Cells**

9:20 am – 9:25 am

*Maxime Wang*

Abstract: 215

### **Accelerating Bone Regeneration During Mandibular Distraction Osteogenesis in Rat's Using Extracorporeal Shock Wave Therapy**

9:25 am – 9:30 am

*Omri Emodi*

Abstract: 216

### **Successful Non-Surgical Correction of Late Presenting Infant Ear Deformities**

9:30 am – 9:35 am

*Rachel Gray*

Abstract: 217

### **Caregiver Training for Families with Limited Access to Speech-Language Therapy Services**

9:35 am – 9:40 am

*Rachel Hogan*

Abstract: 218

### **Oronasal Fistula Incidence Associated with Vomer Flap Repair: A Meta-Analysis and Systematic Review of the Literature**

9:40 am – 9:45 am

*Katherine Vandenberg*

Abstract: 219

### **Prescribing Change: Physician Awareness Minimizes Opioid Excess in Cleft Care**

9:45 am – 9:50 am

*Blake Sparks*

Abstract: 220

### **Discussion**

9:50 am – 10:10 am

### **Comparing Plastic Surgery and Otolaryngology Surgical Outcomes and Cartilage Graft Preferences in Pediatric Rhinoplasty: Analysis of 1,324 Patients**

10:10 am – 10:15 am

*Andres Doval*

Abstract: 221

### **Cleft Lip Lower Lip Deformity: Use of an Objective Analysis to Measure Severity**

10:15 am – 10:20 am

*Richard Bruun*

Abstract: 222

### **The Effects of Ethnicity, Language, and Socioeconomic Status on Appointment Compliance in a Craniofacial Clinic**

10:20 am – 10:25 am

*Tanya Auguste*

Abstract: 223

## — ACPA'S ANNUAL MEETING PROGRAM: SATURDAY

### **Phenotypic Variability in Muenke Syndrome – Lessons Learned from Five Danish Families**

10:25 am – 10:30 am

*Louise Öwall*

Abstract: 224

### **Adhesion of Soft-Acrylic to 3D Printed Naso-Alveolar Molding Appliances**

10:30 am – 10:35 am

*Brett Chiquet*

Abstract: 225

### **Qualitative Assessment of Columella Scar Quality after Extended Mohler Unilateral Cleft Lip Repair**

10:35 am – 10:40 am

*Bradley Eisemann*

Abstract: 226

### **Zoom to the Middle East and North Africa (MENA): Testing a Telemedicine Program**

10:40 am – 10:45 am

*Steven Monahan*

Abstract: 227

### **Discussion**

10:45 am – 11:00 am

## ACPA LEADERSHIP

—

### **BOARD OF DIRECTORS**

#### **President**

Bernard J. Costello, DMD, MD, FACS  
Pittsburgh, PA

#### **President-Elect**

Patricia A. Beals, DMD, MS  
Phoenix, AZ

#### **Past-President**

Amelia F. Drake, MD  
Chapel Hill, NC

#### **Vice President**

Lynn M. Fox, MA, MEd, CCC-SLP  
Chapel Hill, NC

#### **Vice President-Elect**

John A. Girotto, MD, MMA, FAAP, FACS  
Grand Rapids, MI

#### **Communications Officer**

Jamie L. Perry, PhD, CCC-SLP  
Greenville, NC

#### **Treasurer**

Scott A. Dailey, PhD  
Iowa City, IA

### **BOARD MEMBERS**

Patricia D. Chibbaro, MS, RN, CPNP  
New York, NY

Kelly Nett Cordero, PhD, CCC-SLP  
Phoenix, AZ

Canice E. Crerand, PhD  
Columbus, OH

Oksana A. Jackson, MD  
Wynnewood, PA

Snehata Oberoi, BDS, MDS, DDS  
San Francisco, CA

John A. van Aalst, MD  
Cincinnati, OH

### **EX-OFFICIO**

Michael T. Friel, MD, FACS, FAAP  
Jefferson, Louisiana  
*Chair, ACPA Development Committee*

Yvonne "Bonnie" Gutierrez, MD  
Los Angeles, California  
*Chair, ACPA Family Services Committee*

Wendy-Jo Toyama, MBA, CAE  
Chapel Hill, North Carolina  
*Executive Director, ACPA*

Jack C. Yu, DMD, MD, MS Ed  
Augusta, Georgia  
*Editor, The Cleft Palate-Craniofacial Journal*



# ACPA'S 2019 PROGRAM TASK FORCE

**The ACPA Board of Directors acknowledges the 2019 Program Task Force for its efforts in creating ACPA's 76th Annual Meeting.**

Lynn M. Fox, MA, MEd, CCC-SLP, Chair  
Lindsay A. Schuster, DMD, MS, Co-Chair  
Dianne M. Altuna, MS/CCC-SLP  
Gregory M. Cooper, PhD  
Sean P. Edwards, MD, DDS, FRCDC  
Brent Golden, DDS, MD  
Steven L. Goudy, MD  
Lynn Marty Grames, MA, CCC-SLP  
Anne V. Hing, MD

Leanne Magee, PhD  
Aaron C. Mason, MD  
Elizabeth K. Prada, DMD, MPH  
Janice R. Rockwood, RN, BSN  
Mark M. Urata, MD, DDS  
Manish Valiathan, MSD, DDS  
Christian J. Vercler, MD  
Patricia A. Beals, DMD, MS, Board Liaison

**Thank you for working to make this meeting a success.**

**More information about ACPA Committee, Panel and Task Force Members can be found on the ACPA website at [www.acpa-cpf.org](http://www.acpa-cpf.org).**



**American Cleft Palate-  
Craniofacial Association**



© 2019 Texas Children's Hospital. All rights reserved. PEDSUR\_061006\_18

**One of the largest pediatric plastic surgery programs in the U.S.**

Texas Children's Plastic Surgery team has nine surgeons dedicated exclusively to helping children function at their highest level by treating common and complex surgical needs.

Our goal is to help kids look and feel their best, so that nothing stops them from going out and conquering their mountains.

To learn more, visit [texaschildrens.org/plasticsurgery](http://texaschildrens.org/plasticsurgery).



**Texas Children's  
Hospital®**

# THANK YOU to *The Cleft Palate-Craniofacial Journal* Editorial Board and Reviewers

For more than 50 years, CPCJ has maintained the highest standards of research. 300+ manuscripts are submitted to The Cleft Palate-Craniofacial Journal (CPCJ) annually.

It takes the entire team of reviewers, editors and authors to make the journal successful.

Thank you to the editorial board and reviewers—experts in all fields of cleft and craniofacial care—for keeping CPCJ's tradition of excellence alive. Visit **[www.CPCJournal.org](http://www.CPCJournal.org)** to view a complete list of the editorial board.

Visit **[www.acpa-cpf.org/journalreviewer](http://www.acpa-cpf.org/journalreviewer)** to become a reviewer.

Questions? Email **[journal@acpa-cpf.org](mailto:journal@acpa-cpf.org)**.

The CLEFT PALATE-CRANIOFACIAL Journal



## Setting the Standard for Excellence in Craniofacial Team Care

Learn more at  
**[NationwideChildrens.org/ACPA](http://NationwideChildrens.org/ACPA)**

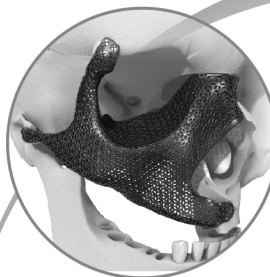


*When your child needs a hospital, everything matters.™*



**RAPIDSORB® IPS**  
Cordless Delivery  
Device

## Comprehensive Solutions for the Craniofacial Surgeon



**TRUMATCH® CMF**  
Personalized  
Solutions



**Matrix Family of  
Plating Systems**



**Cranial Vault Reconstruction. Deformity Correction.  
Orthognathic Surgery.**

We offer comprehensive solutions for the craniofacial surgeon.



**DePuySynthes**

PART OF THE Johnson & Johnson FAMILY OF COMPANIES

powered by   
**materialise**

# THRIVE CAMPAIGN



Contribute to ACPA's 2019 Thrive Campaign to support the programs and services ACPA offers patients, families and professionals. ACPA Member dues only fund 1/3 of the programs and services ACPA provides.

A donation to ACPA supports:

- ACPA professionals as they provide excellent care to patients and families.
- ACPA's standards of care and connections to ACPA Approved Teams.
- Professional education and research through the journal, ACPA's Annual Meeting and webinars.
- Patient and family support and education for every stage of the cleft and craniofacial journey.

Stop by the THRIVE table at ACPA's 76th Annual Meeting to support ACPA's Mission: Creating a world where people with cleft and craniofacial conditions THRIVE.

Visit [www.acpa-cpf.org/donate](http://www.acpa-cpf.org/donate) for more information.

## 2018 DONORS

2019 is the inaugural year of the President's Circle and Keystone Society. Charter membership information is available from ACPA.

**A special thank you to the Conrad N. Hilton Foundation for its support of ACPA.**

### Principle gift (\$10,000+)

Patricia and Stephen Beals/  
Craniofacial Foundation of  
Arizona\*<sup>^</sup>  
CleftStrong  
Estate of Jimmie E. Jinks/  
We Trust Company, Executor

### Influencer (\$5,000-9,999)

Rosemary and Hugh Gillard  
Kimberly Wilkes Foundation  
The Richard H. Yearick Foundation

### Champion (\$2,500-4,999)

Thomas Biermann  
Silvia S. Blemker  
Bernard J. Costello\*  
Amelia F. Drake\*  
Lynn M. Fox\*  
Robert J. Havlik\*  
Ruth A. Hoffman  
Land Realty, Inc.  
John N. Jensen\*  
Posey J. Randall

### Visionary (\$1,000-2,499)

John A. van Aalst\*  
Gregory C. Allen\*  
Samuel Berkowitz\*  
Richard A. Bruun\*

Michael J. Buckley\*  
Richard G. Burton\*  
Schwab Charitable  
Marilyn A. Cohen\*  
John Falb  
Randolph Ferris  
Michael T. Friel\*  
John A. Girotto\*  
William Y. Hoffman\*  
Oksana A. Jackson\*  
Kathleen A. Kapp-Simon\*  
Lauren A. Kilpatrick\*  
Guy L. Lanzi\*  
David W. Low\*  
Alexandra MacCracken  
Timothy J. Marten\*  
Martha S. Matthews\*  
Mohammad Mazaheri\*  
Richard James Nissen\*  
Mary M. O'Gara\*  
Howard M. Saal\*  
Gregory D. Subtelny  
Wendy-Jo Toyama\*  
Donald W. Warren\*  
Martha Weber  
Joseph K. Williams\*  
Laura A. Workman\*  
Isaac L. Wornom III\*  
Jack C. Yu\*

### Believer (\$250-999)

Triangle Elite Allstars  
Gary C. Anderson\*  
Cheryl K. Anderson-Cermin\*  
Maureen Smith Andrews\*  
Sharon Aronovich\*  
Sandi Barry  
Adriane L. Baylis\*  
Ronald M. Bellohusen\*  
Claudia Crilly Bellucci\*  
Angelo Capozzi\*  
Fidelity Charitable  
Anthony and Patricia Chibbare  
Jonathan and Lori Cilley  
Mimis Cohen\*  
Brian D. Collins\*  
Scott A. Dailey\*  
Lisa R. David\*  
Sean P. Edwards\*  
Sidney B. Eisig\*  
Nicholas Falzone  
David Fann  
Brian Gilbert  
Al and Peggy Groce  
Yvonne R. Gutierrez  
Pamela R. Hanson\*  
Mark P. Hatala\*  
Ronald Reed Hathaway\*  
Leslie M. Holve\*

Laura and Frank Hunt III\*  
Michael S. Jaskolka\*  
Marilyn C. Jones\*  
Hitesh Kapadia\*  
Alison E. Kaye\*  
David Kuehn\*  
Simone Kutler  
Janice F. Lalikos\*  
Joy Liu  
Matt Livingood  
Shawn R. Lockery  
Samuel M. Maurice\*  
Jill McGuire  
Karling T. Moller\*  
Maggie Moore  
Gary S. Neiman\*  
Snehlata Oberoi\*  
Slattery Orthodontics  
Robert W. Parsons\*  
Rebecca Pike  
Chris Prader  
Lydia Quarles  
Ellika Rasooly  
John E. Riski\*  
Iris H. Sageser\*  
Susan Schneider  
Emet D. Schneiderman\*  
Bridgetown Middle School  
Patricia Schultz\*



Brenda J. Schultz  
Fidelity Brokerage Services LLC  
Helen M. Sharp\*  
William G. Sharrar\*  
J.C. Shirley\*  
Sarah C. Shoaf\*  
Steven J. Smiley\*  
Peter M. Spalding\*  
Heath M. Stewart Jr.\*  
Kristin Stueber\*  
Douglas Swol  
Leon Tcheupdjian  
The Smile Team, Inc.  
Stephen Davis (Tithe)  
Lawrence Tom  
Timothy Trowbridge  
Christian J. Vercler\*

# Friend (\$1-249)

Marcia Abbott  
Kristin Aldred  
Agnes Amos-Coleman  
Kristy Kemp Alpe  
El-Shawna Alston  
Chester Anderson  
E.R. Anderson  
Joan C. Arvedson\*  
Lanzi Burke & Associates  
Diane Atabek\*  
Violette C. Baldessari  
Katie Ballard  
Joan Barzilai\*  
David P. Bass  
Charlene Baudreaux  
Beryl Beaver  
David W. Becker Jr.\*  
Terry Bemis  
Rachel Bennett  
JoAnn Bergoffen\*  
Gwendolyn Berry-Lee  
Uldis Bite\*  
Diane T. Blanchard\*  
Sondra Blasenstein  
Nadine Block  
Nolan Bowen  
M.R. Bowman  
Priscilla Bratcher  
Janet H. Brockman\*  
Daniel R. Bronfin\*  
Cara Brouder  
Chad Brown  
Bruce Brown  
Wilkes Bryan  
John Bryner  
Clayton Burke  
Rock Caley  
Paul Caskey  
Charles L. Castiglione\*  
Northwestern Medicine Central  
DuPage Hospital  
Karin Ceppos  
Janet Ceresa  
Katharine Ciarrocca  
James Clark  
Noreen Clarke\*  
Nicholas Clayton  
St. Joseph's College  
Ray Comer  
Kelly Nett Cordero\*  
Rosalinda Costa  
Simpson Funeral Home & Crematory

Canice E. Crerand\*  
Kelly DaPra  
Elinor David  
Leigh Davis  
Joanne Denison  
Sylvia Dietsch  
Kenneth Dill  
Tracy Diller  
April M. Douglass-Bright\*  
Jeremy Dubois  
Thomas Easterling  
Jackson Easterling  
Gary Ergle  
Mat Erickson  
Mark Evans  
Jenny Lou Faber  
Bert Falkner  
Linda L. Fawx\*  
Bobbi Fedeli  
M.L. Felder  
Rebecca M. Felsheim\*  
Michelle M. Ferketic\*  
LPL Financial  
Simone J. Fischbach\*  
Meghan Fletcher  
Brenda Flock  
Turkanis Family Foundation  
Stacey H. Francis\*  
John Freeman  
Rhona Beth I. Galera\*  
Chris Galloway  
Catharine Bradford Garland\*  
Faith De La Garza  
Rita Gaylin  
Bahram Ghaderi  
Mona G. Gonzalez  
Lynn Marty Grames\*  
Priscilla A. Grant  
Wendy Greene  
William Groechel  
Sandra Gurowski  
Bob Haider  
Kari Harbauy  
Mary A. Hardin-Jones  
and David L. Jones\*  
Rose M. Harms  
Elaine Hedleston  
James Helveston  
Katy Hetterle  
Nellie Hill  
Lora A. Hindenburg\*  
Arthur Hinojosa  
David C. Hoffman\*  
Frank Hopper  
Sarah Horner  
Sharon Horton  
Dr. Patrick and Mrs. Janet Houston\*  
Todd Hughes  
Gregory Hulka  
Jane Hutchinson-Barefoot  
Jamie S. Idelberg\*  
Associated Students Inc.  
Razibul Islam  
Ernestine Jackson  
Thomas Jennings  
Alexis L. Johns\*  
Mignon Jones  
Karen Jones  
Marsha Judkins  
Virginia R. Kaplan

Brian Christopher Kellogg\*  
Meredith Kelly  
Matthew Kelly  
Darrell Robert Keyes  
Sukwha Kim\*  
Jae Chan Kim\*  
David Neil Kirkman  
Edwin V. Kluth\*  
Mary S. Kommers\*  
Pamela Krasnigor  
Charles R. Kremenak\*  
Heather Krieger  
Mark E. Krugman\*  
Muriel Kudera  
Joseph F. Kusiak\*  
Patricia A. Landis\*  
D. E. Larson  
Verdine Lauriston  
David C. Leber\*  
Judith A. LeDuc\*  
Sandra Lee  
Kathleen Leon  
Mara Lipschutz  
Jennifer Lowman  
Stephen Loya  
Pat Lupson  
Raul Madero  
Cathy Madonia  
Chike Maduakolam  
Aurelie Majourau-Bouriez\*  
Susan M. Marks\*  
Edward T. Marshall Jr.\*  
Ann B. Masson\*  
Rosario F. Mayro\*  
Phil McClellan  
Mark McDonough  
Gregory D. McGann\*  
Donna McGoldrick  
Steve McKinney  
Joey Michel  
Jill Middleton  
Mirna Milazzo  
Jason Miller  
Mark Minda  
Dale J. Misiek\*  
Mark P. Mooney\*  
Michael J. Moran\*  
Vanessa A. Morenzi\*  
Michael H. Moses\*  
Beneranda Munoz  
Patrick D. Munson\*  
Jillian Murphy  
Shelly Myers  
Norifumi Nakamura\*  
Michael S. Nelson\*  
Shannon Neubiser  
Sidney New  
Dinh Vinh Ninh\*  
Timothy O'Brien  
Kayln Obry  
William H. Olin Jr.\*  
Kristen O'Shea  
Aracelis Paciello  
MaryAlice Pacious  
Jack L. Paradise\*  
Stephanie Parker-Helmkamp  
Earlene T. Paynter\*  
Carol Perloff  
Marshall Pesta  
Michael Petersen

Bob Pierce  
William Pinkham  
Lonnie Poffenberger  
Jenna Potosky  
Myrna Promer  
Carolina Pay Pros  
Marilyn Prouty  
Rebecca Pucely  
Dan Rawlins  
Andrea O. Ray\*  
Douglas Register  
Colette R. Reynolds\*  
John Richards  
Ronald Roberts  
Carolyn Rogers-Vizena\*  
Colin Rorrie  
Linda Rose  
Tyler Rosenthal  
Denise Rota  
Adelle Rubin  
Dennis M. Ruscello\*  
Jacques Saboye\*  
Laurie Sand  
Parth Saraiya  
Joel Sassa  
South Hills School of  
Business Technology  
Norma A. Service  
Kenneth W. Shaheen\*  
Gordon Shannon  
Timothy Shilts  
Joanne Shulkes  
Elsie M. Shumer  
Kirt E. Simmons\*  
Miles of Smiles  
Gary R. Smiley\*  
Byron Smith  
Carol Smith  
Chris Smith  
Jaleesa Smith  
Cynthia B. Solot\*  
Douglas Sporn  
Barbara Sprunt  
Margot B. Stein\*  
Marlin Stewart  
Deborah J. Strike\*  
Michael J. Stronczek\*  
Stryker  
Diane Suddes  
Amy Tabor  
Donna Tate  
Sherard Austin Tatum III\*  
John F. Teichgraeber\*  
Annie Tilden  
Yasuyoshi Tosa Ph.D.\*  
Victor Trollo  
Deborah Trombley  
Judith E. Trost-Cardamone\*  
David Turner  
NSSLHA-Western  
Michigan University  
Juan Carlos Vasquez  
Joseph Vibert  
Katherine W. L. Vig\*  
Lori Wagner  
Joy Ward  
Joseph Warren  
Richard White  
Bryan J. Williams\*  
Libby Wilson\*

## — 2018 DONORS

Matthew Wiseman  
Earl Wolf  
Janice D. Woolsey\*  
Suzanne Word  
Steven Zimmerman  
*In Honor of A & G*  
Pamela Krasnigor  
*In Honor of Aaron*  
*and Audrey Strike*  
Deborah Strike\*  
*In Honor of Anna*  
Henderson Taylor  
Mark & Rita Taylor  
*In Honor of Baby Boy*  
Culmer-Smith  
Jillian and Tripp Murphy  
*In Honor of Bernard J. Costello*  
Chris Prader  
*In Honor of Blaze Pesta*  
Marshall Pesta  
*In Honor of Brandon Duce*  
Glen and Carol Harrah  
*In Honor of Brayden Hughes*  
Todd Hughes  
*In Honor of Brinley Poffenberger*  
Chester Anderson  
Kelly DaPra  
Bob Haider  
Kari Harbauy  
Kayln Obry  
Lonnie Poffenberger  
Rebecca Pucely  
*In Honor of Cannon Kelly*  
Meredith Kelly  
*In Honor of Colleen Buchler Block*  
Daniel Bronfin\*  
*In Honor of Daniel Blemker*  
Silvia Blemker  
*In Honor of Daniel Lee*  
Parker Hodges  
Stephanie Parker-Helmkamp  
*In Honor of Darnell C. Bowser*  
Ernestine Jackson  
*In Honor of Dennis Beaudry*  
Cathy Madonia  
*In Honor of Dr. Amelia Drake*  
Iris Sageser\*  
Krishna Patel\*  
*In Honor of Elizabeth Allen*  
Marilyn Jones\*  
*In Honor of Emma Gueirero*  
Shelly and Gary Myers  
*In Honor of Emma Irene Geise*  
Beryl Beaver  
*In Honor of Ethan Howe*  
*and Daniel Kohan*  
Violette Baldessari  
*In Honor of Fritz Michael Gompert*  
Kristen O'Shea  
*In Honor of Georgia Roberts*  
Ronald Roberts  
*In Honor of Ginger Larsen*  
Tracie Loveless  
*In Honor of Henry Baddour*  
John van Aalst\*  
*In Honor of Jacob*  
*and Bradley Shimer*  
Malia Christian  
*In Honor of Jagger Smith*  
Erin Smith

*In Honor of Jameson Scott*  
Joanne Denison  
*In Honor of Jarrett McDaniel, Jr.*  
Carol Dallocco  
*In Honor of Kavali Grant*  
Matthew Kelly  
*In Honor of Kay Schexnayder*  
Norbert Allemand  
*In Honor of Larry*  
*and Caroline Graubart*  
Steven and Judith Zimmerman  
*In Honor of Lily Barefoot*  
Gregory Hulka  
Jane Hutchinson-Barefoot  
*In Honor of Liz Diller*  
Joslynn Hupe  
*In Honor of Marilyn Cohen*  
Diane Atabek\*  
Sondra Blasenstein  
Chad Brown  
Jonathan and Lori Cilley  
April Douglass-Bright\*  
Brenda Flock  
Rita Gaylin  
Dr. Patrick and Mrs. Janet Houston\*  
Joseph Kusiak\*  
Simone Kutler  
Mara Lipschutz  
Martha Matthews\*  
Gregory McGann\*  
Vanessa Morenzi\*  
Sidney New  
Carol Perloff  
Rochelle Rabeeya  
Denise Rota  
Adelle Rubin  
William Sharrar\*  
Carol Smith  
Cynthia Solot\*  
Wendy-Jo Toyama\*  
Earl Wolf  
*In Honor of Michelle*  
Alexandra MacCracken  
*In Honor of Nevaeh Trombley*  
Deborah Trombley  
*In Honor of Noah Suddes*  
Diane Suddes  
*In Honor of Nolan E. Clayton*  
Nicholas Clayton  
*In Honor of Patricia Chibbaro*  
Anthony Chibbaro  
*In Honor of Reese Christina*  
Dzingle-Erdei  
Daniel Corp  
*In Honor of Ethan Howe*  
Kathleen O'Neil  
Kathryn Chamberlain  
*In Honor of Robert Burke*  
Clayton Burke  
*In Honor of Robyn Hughes*  
Norma Service  
*In Honor of Ryan Mawqus*  
Joel and Kathleen Sassa  
*In Honor of Sam Sheffield*  
Margaret Sheffield  
*In Honor of Samantha Horner*  
Bob and Sarah Horner  
*In Honor of Scott & Patricia*  
Schultz and Family  
Brenda Schultz

*In Honor of Taylor Rose Smith*  
Mignon Jones  
*In Honor of the Higgerson Family*  
Tracie Loveless  
*In Honor of the Scott Schultz Family*  
Brenda Schultz  
*In Honor of the UNC*  
Craniofacial Center  
Katharine Ciarrocca  
*In Honor of Thomas M. DeWalle*  
Annie Tilden  
*In Honor of Virginia Kaplan*  
Sandra Gurovski  
Elaine Hedleston  
Myrna Promer  
Linda Rose  
Joanne Shulkes  
*In Honor of Walter Daniels*  
William and Susan Groechel  
*In Honor of Wendy-Jo Toyama*  
Colin Rorrie  
*In Honor of Elizabeth Allen*  
Marilyn Jones\*  
*In Memory of Alice Cassidy*  
Mary Lou Atkinson  
Patricia Burgaretta  
Donna Caffrey  
Madeline Czerniawski  
Michael Hyland  
Barbara King  
Bernadette Macrino  
Antoinette Marsling  
Kristine Natale  
Edward Ruotolo  
*In Memory of Annemarie Sommer*  
Canice Crerand\*  
*In Memory of Brayden Davis*  
Leigh Davis  
*In Memory of Don LaRossa, MD*  
Roger Crockett  
David Low\*  
Jack Yu\*  
*In Memory of Douglas*  
"Duke" Hollanby  
Christine Donovan  
*In Memory of Dr. Bruce McGann*  
Marilyn Cohen\*  
*In Memory of Dr. Joanne Subtelny*  
Gregory D. Subtelny  
*In Memory of Dr. Michael Marschall*  
Mark Evans  
David Fann  
Bahram Ghaderi  
Sharon Horton  
Laura Hunt  
Thomas Jennings  
Jill McGuire  
Shannon Neubiser  
Bob Pierce  
William Pinkham  
Dan Rawlins  
Susan Schneider  
Leon Tcheupdjian  
Richard White  
*In Memory of Dr. Peter Randall*  
*and Dr. Donato LaRossa*  
Jack Yu\*  
*In Memory of Dr. Subtelny*  
Mark and Susan McDonough

*In Memory of Harley*  
*and Ruth Buchholz*  
Peggy Buchholz\*  
*In Memory of Harvey Alpert*  
Virginia Kaplan  
Peggy Luebs  
*In Memory of Hillery Harvey*  
Peggy Luebs  
*In memory of Janet Salmonson*  
Leslie Holve\*  
*In Memory of Jessica A. Consigli*  
David McIntee  
*In Memory of Katy Hufnagle*  
Nicholas and Sally Falzone  
*In Memory of Kenneth Berkowitz*  
Jennifer Lowman  
*In Memory of Kenneth L*  
"Sap" Sowers Jr  
Lori Wagner  
*In Memory of Mary and Tim Landolt*  
Nellie Hill  
*In Memory of Mary Pannbacker*  
Dennis Ruscello\*  
*In Memory of Mike G.*  
Mirna Milazzo  
*In Memory of my husband Dennis*  
Susan Marks\*  
*In Memory of Paul Colpo*  
Janet Ceresa  
*In Memory of Peter Randall*  
Patricia Landis\*  
Posey Randall  
*In Memory of Robyn Hughes*  
Norma Service  
*In Memory of Ron Forger*  
Sandra Lee  
Douglas Sporn  
*In Memory of Scott Seaver*  
Joseph Vibert  
*In Memory of Toni Mark Hicks*  
Wendy-Jo Toyama\*  
*On Behalf of children like my son*  
Joy Ward

## EXHIBITORS



### Alexion Pharmaceuticals

121 Seaport Blvd. • Boston, MA 02210 • [www.alexion.com](http://www.alexion.com) • 475-230-2596

Alexion is a global biopharmaceutical company focused on serving patients and families affected by rare diseases through the innovation, development and commercialization of life-changing therapies.



### 3dMD

3200 Cobb Galleria Parkway, Suite 203 • Atlanta, GA 30339 • [www.3dmd.com](http://www.3dmd.com) • 770-612-8002

3dMD showcases its latest practical temporal-3dMD systems for clinical use. With a dense-surface sequence, clinicians can assess, track and measure anatomical shape change with motion.



### Banner Health – Banner Children's Specialists

2901 N. Central Ave. • Phoenix, AZ 85012 • [www.bannerhealth.com](http://www.bannerhealth.com) • 970-810-2075

Arizona's largest, integrated health care system, Banner Health, is hiring PEDs and adult plastic surgeons in bustling Phoenix-Metro. Stop by for a Banner bear!



Cleft & Craniofacial  
Center



### Barrow Cleft & Craniofacial Center/Phoenix Children's Hospital, Plastic Surgery Division

124 W. Thomas Rd, Suite 320 • Phoenix, AZ 85013 • 602-406-3052

[www.barrowneuro.org/get-to-know-barrow/centers-programs/cleft-and-craniofacial-center](http://www.barrowneuro.org/get-to-know-barrow/centers-programs/cleft-and-craniofacial-center)

The Cleft & Craniofacial Center at Barrow Neurological Institute in Phoenix, AZ works collaboratively with Phoenix Children's Hospital to offer team-centered care for individuals with facial differences.

IMAGING EXCELLENCE FROM



### Canfield Scientific, Inc.

4 Wood Hollow Rd. • Parsippany, NJ 07054 • [www.canfieldsci.com](http://www.canfieldsci.com) • 973-434-1200

Canfield Scientific is the leading worldwide developer of imaging software and photographic systems for medical and aesthetic practices, hospitals, skin care and wellness centers.

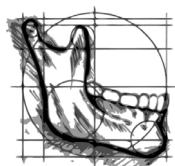


children's craniofacial association  
[www.ccakids.org](http://www.ccakids.org)

### Children's Craniofacial Association

13140 Coit Rd., Ste. 517 • Dallas, TX 75240 • [www.ccakids.org](http://www.ccakids.org) • 214-570-9099

CCA is a national nonprofit, focused on serving the needs of the craniofacial community. Our mission is to empower and give hope to individuals and families affected by facial differences.



[CranioRehab.com](http://CranioRehab.com)

### CranioMandibular Rehab, Inc.

2600 W 29th Ave, Unit 102G • Denver, CO 80211 • [www.cranio rehab.com](http://www.cranio rehab.com) • 303-433-8700

CranioRehab.com provides medical products for rehab and recovery from craniofacial surgery and pre-surgical positioning of clefts, including the DynaCleft® system, OraStretch press, and TheraPacer Jaw mobilizer.



### DePuy Synthes

1302 Wrights Lane • West Chester, PA 19380 • [www.depuy synthes.com](http://www.depuy synthes.com) • 610-719-5000

Depuy Synthes, part of the Companies of Johnson & Johnson, is a global leader in medical devices offering a comprehensive portfolio of implant systems for surgeons to treat patients who have sustained conditions affecting the face, head, neck and thorax.



### Dr. Brown's Medical a Division of Handi-Craft Co.

4433 Fyler Ave. • St. Louis, MO 63116 • [www.dr brownsbaby.com/medical](http://www.dr brownsbaby.com/medical) • 844-967-6767

Dr. Brown's® Medical is committed to assisting medical practice professionals to facilitate safe, successful, positive oral experiences for hospitalized infants from admission through discharge home.

## — EXHIBITORS



### **EHRC Group**

355 Center Green Dr. • Las Vegas, NV 89148 • [www.ehrctech.com](http://www.ehrctech.com) • 786-766-0828

EHRC Group specializes in promoting FDA approved medical devices for non-invasive skin repair and pain relief based on LED and EMS.



### **KLS Martin**

PO Box 16369 • Jacksonville, FL 32245 • [www.klsmartinnorthamerica.com](http://www.klsmartinnorthamerica.com) • 904-641-7746

KLS Martin is a company dedicated to providing innovative medical devices and power systems for craniomaxillofacial surgery. The company's rich history began with surgical instrument production in Germany and continued with miniplate production. KLS Martin has advanced the capabilities of distraction osteogenesis and revolutionized resorbable fixation with the SonicWeld Rx system.



### **MED-EL Corporation**

26454 Meridian Pkwy • Durham, NC 27713 • [www.medel.com](http://www.medel.com) • 984-215-1395

MED-EL is the premier developer of hearing-implant technology, connecting people in every walk of life to the rich arena of sound.



### **MTF Biologics**

125 May St. • Edison, NJ 08837 • [www.mtfbiologics.org](http://www.mtfbiologics.org) • 732-661-0202

MTF Biologics serves plastic and reconstructive surgeons in breast reconstruction, craniofacial procedures, burns and other traumatic injuries, while providing solutions in breast, body and facial cosmetic procedures. We support general surgeons in abdominal wall reconstruction, hernia repair and gastrointestinal procedures. MTF Biologics Plastic & Reconstructive Surgery meets the needs of surgeons so that they can provide the best care for their patients. We save and heal lives.



### **MyFace**

333 East 30th St., Lobby Office • New York, NY 10016 • [www.myface.org](http://www.myface.org) • 917-720-4701

MyFace is a non-profit organization dedicated to transforming the lives of patients with facial differences.



### **Orthomerica Products, Inc.**

6333 N. Orange Blossom Trail • Orlando, FL 32810 • [www.orthomerica.com](http://www.orthomerica.com) • 407-290-6592

Orthomerica received FDA clearance of the STAR Family of cranial remolding orthoses for post-operative craniosynostosis. Thousands of infants have been successfully treated with the STARband.



### **OssDsign**

[www.ossdsign.com](http://www.ossdsign.com)

OssDsign is an innovator, designer and manufacturer of personalized bone replacement technology for cranial repair.



### **Pentax Medical**

3 Paragon Dr. • Montvale, NJ 07645 • [www.pentaxmedical.org](http://www.pentaxmedical.org) • 201-571-2300

PENTAX Medical provides endoscopy equipment for diagnostic, therapeutic, and research applications in ENT, Speech, Voice, and Swallowing fields. We are focused on products and services that enable healthcare providers improve their clinical outcomes, reduce the cost of healthcare, and enhance the experience they deliver to their patients.



**Simulare Medical Corp.**

c/o Hospital for Sick Children • 110 Elm St., Burton 7143 • Toronto, ON Canada  
M5G 1X8 • [www.simularemedical.com](http://www.simularemedical.com) • 416-708-5266

Simulare Medical's anatomically accurate, high-fidelity simulators and training programs bridge the "training gap," accelerating the learning process to enhance a surgeon's level of competence through repeated practice.

**Smile Train**

633 Third Ave, 9th Floor • New York, NY 10017 • [www.smiletrain.org](http://www.smiletrain.org) • 212-689-9199

Smile Train is an international children's charity with a sustainable approach to a single, solvable problem: cleft lip and palate.

**Stryker**

750 Trade Centre Way • Portage, MI 49002 • [www.stryker.com](http://www.stryker.com) • 269-385-2600

Stryker is one of the world's leading medical technology companies. Together, with 3D Systems, we are advancing personalized surgery for the craniomaxillofacial specialty.

**TMJ Concepts**

2233 Knoll Dr. • Ventura, CA • [www.tmjconcepts.com](http://www.tmjconcepts.com) • 800-504-9527

Design and manufacture patient specific TMJ prosthesis.



**American Cleft Palate-  
Craniofacial Association**

**ACPA'S ANNUAL MEETING: UPCOMING DATES****ACPA'S 77TH ANNUAL MEETING**

Portland, Oregon

Hilton Portland

March 31–April 4, 2020

**ACPA'S 78TH ANNUAL MEETING**

Raleigh, NC

Raleigh Convention Center

April 27–May 1, 2021

## SPONSORS

### PLATINUM



#### KLS Martin Group

PO Box 16369 • Jacksonville, FL 32245  
www.klsmartinnorthamerica.com • 904-641-7746

KLS Martin is a company dedicated to providing innovative medical devices and power systems for craniomaxillofacial surgery. The company's rich history began with surgical instrument production in Germany and continued with miniplate production. KLS Martin has advanced the capabilities of distraction osteogenesis, and revolutionized resorbable fixation with the SonicWeld Rx system.

#### Stryker

750 Trade Centre Way, Suite 200 Portage, MI 49002  
www.stryker.com • 269-385-2600

Stryker is one of the world's leading medical technology companies. Together, with 3D Systems, we are advancing personalized surgery for the craniomaxillofacial specialty.

### SILVER



#### DePuy Synthes

1302 Wrights Lane • West Chester, PA 19380  
www.depuysynthes.com • 610-719-5000

DePuy Synthes, part of the companies of Johnson & Johnson, is a global leader in medical devices offering a comprehensive portfolio of implant systems for surgeons to treat patients who have sustained conditions affecting the face, head, neck and thorax.



#### Nationwide Children's Hospital

700 Children's Drive • Columbus, OH 43205  
www.NationwideChildrens.org • 614-722-6299 (p)

At Nationwide Children's Hospital, we're setting the standard for excellence in craniofacial team care.



#### Texas Children's Hospital

6621 Fannin Street • Houston, TX 77030  
www.texaschildrens.org • 832-824-1000

Texas Children's Hospital, located in Houston, Texas, is a not-for-profit organization whose mission is to create a healthier future for children and women throughout our global community by leading in patient care, education and research. We are proud to be consistently ranked among the top children's hospitals in the nation.

### BRONZE



#### Banner Health-Banner Children's Specialists

2901 N. Central Ave. • Phoenix, AZ 85012  
www.bannerhealth.com • 970-810-2075

Arizona's largest, integrated health care system, Banner Health, is hiring PEDs and adult plastic surgeons in bustling Phoenix-Metro. Stop by for a Banner bear!



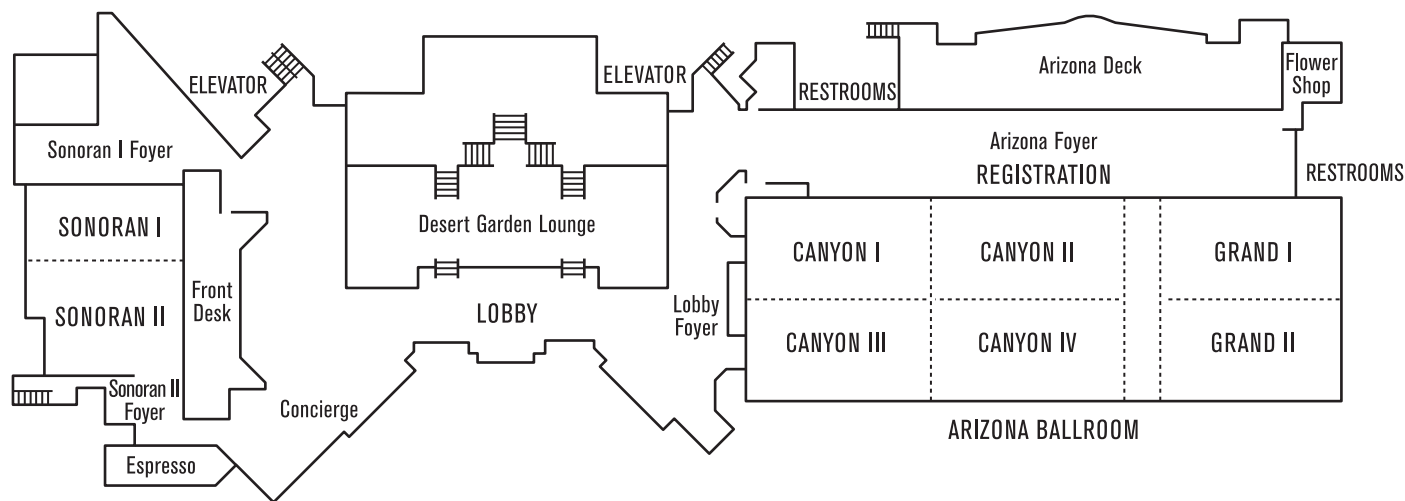
#### Smile Train

633 Third Ave, 9th Floor • New York, NY 10017  
www.smiletrain.org • 212-689-9199 (p)

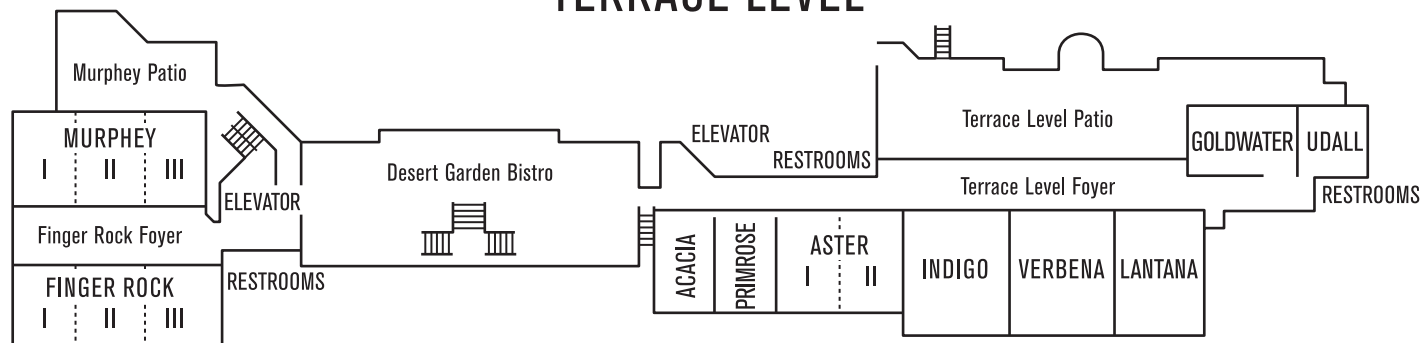
Smile Train is an international children's charity with a sustainable approach to a single, solvable problem: cleft lip and palate.

HOTEL MAP

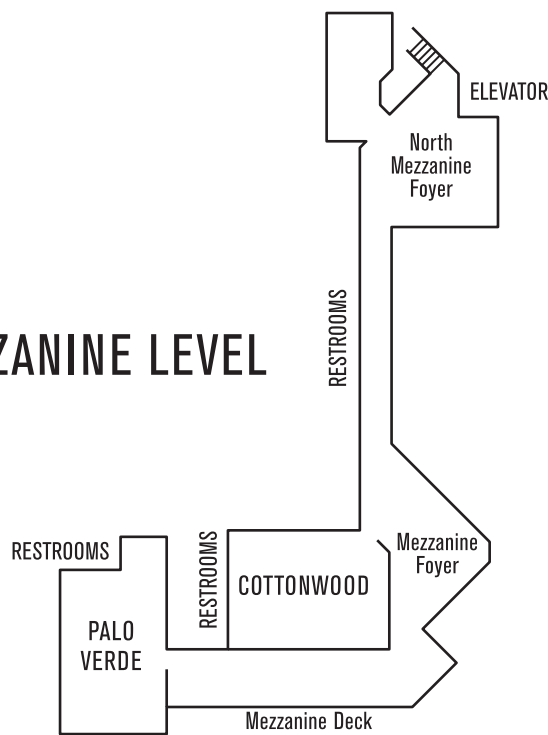
LOBBY LEVEL



TERRACE LEVEL



MEZZANINE LEVEL



## CMF Surgery

Individualizing therapeutic concepts.

**Surgical innovation is our passion.**

Applying advanced technologies.

Understanding surgeon's requirements.

Developing comprehensive solutions.

Maximizing daily success.

KLS Martin® is a proud sponsor of

# ACPA

Plan  
with

**confidence.**

**Expanding our craniofacial portfolio  
to support your surgical needs.**



**Pediatric Mandibular Distractor**  
with anti-reverse mechanism

**Learn more:**

A surgeon must always rely on his or her own professional clinical judgment when deciding whether to use a particular product when treating a particular patient. Stryker does not dispense medical advice and recommends that surgeons be trained in the use of any particular product before using it in surgery. The information presented is intended to demonstrate the breadth of Stryker product offerings. A surgeon must always refer to the package insert, product label and/or instructions for use before using any Stryker product. Products may not be available in all markets because product availability is subject to the regulatory and/or medical practices in individual markets. Please contact your Stryker representative if you have questions about the availability of Stryker products in your area. Stryker Corporation or its divisions or other corporate affiliated entities own, use or have applied for the following trademarks or service marks: Stryker. All other trademarks are trademarks of their respective owners or holders. CMF-FL-98\_Rev. None\_19688 Copyright © 2018 Stryker





## CE CHECKLIST

---

1. Check in at the Registration Desk when you arrive.
  2. Check out at the Registration Desk when you leave.
  3. ASHA only: Return the CE form to the Registration Desk when you check out.
  4. Visit [www.acpa-cpf.org/evaluations.html](http://www.acpa-cpf.org/evaluations.html) to complete your evaluation.
  5. Evaluations must be submitted by May 15, 2019 to earn continuing education credits and receive your certificate.
  6. Your certificate will be available to download and print upon completion of your online evaluation.
- 

*All evaluations must be completed by May 15, 2019 to receive continuing education credit for ACPA's 76th Annual Meeting. Credit will not be awarded after that date.*



**American Cleft Palate–  
Craniofacial Association**

1504 E. Franklin Street, Suite 102  
Chapel Hill, NC 27514 • 919.933.9044  
[www.acpa-cpf.org](http://www.acpa-cpf.org) • [info@acpa-cpf.org](mailto:info@acpa-cpf.org)